



May 15, 2025

Kien Le, Office Chief
California Department of Transportation
Division of Financial Programming, MS 82
Office of Federal Programming and Data Management
P.O. Box 942873
Sacramento, CA 94273-0001

Attn.: Ms. Jennifer Ashby-Camp

Re: Formal Amendment No. 5 to the FFY 2024-25 to FFY 2027-28 Monterey Bay Metropolitan Transportation Improvement Program (MTIP)

Dear Mr. Le:

The AMBAG Board of Directors approved Formal Amendment No. 5 to the FFY 2024-25 to FFY 2027-28 Monterey Bay Metropolitan Transportation Improvement Program (MTIP) on May 14, 2025 by adopting Resolution No. 2025-1 (**Attachment 1**). Please initiate the state and federal approval process for Formal Amendment No. 5.

Formal Amendment No. 5 to the FFY 2024-25 to FFY 2027-28 MTIP updates one (1) project, as listed in **Attachment 2**, Summary of Changes. The projects meet the general requirements for a project to be approved by the U.S. Department of Transportation as part of the MTIP:

1. Projects must be consistent with AMBAG's adopted Metropolitan Transportation Plan (MTP);
2. Projects must be financially constrained; and
3. Projects must satisfy public review requirements.

In accordance with the FAST Act, Formal Amendment No. 5 to the FFY 2024-25 to FFY 2027-28 MTIP is financially constrained to reasonably available resources and adequate public review opportunity was provided.


Projects included in Formal Amendment No. 5 to the FFY 2024-25 to FFY 2027-28 MTIP have been developed in accordance with all applicable transportation planning requirements per 23 CFR Part 450 and are expected to support the establishment and achievement of performance management targets.

The Monterey Bay region is designated as in attainment for Federal air quality standards, therefore the changes proposed by this formal amendment are not subject to the requirement that an air quality conformity determination be made.

In addition to being available in CTIPS, programming pages for the projects included in Formal Amendment No. 5 to the FFY 2024-25 to FFY 2027-28 MTIP are also enclosed herewith for your reference (**Attachment 3**).

If you have any questions or comments, please contact Bhupendra Patel at (831) 264-5091 or bpatel@ambag.org.

Sincerely,

A handwritten signature in blue ink, appearing to read "Maura F. Twomey".

Maura F. Twomey
Executive Director

Attachments:

1. Attachment 1: Resolution No. 2025-1
2. Attachment 2: Summary of Changes
3. Attachment 3: Project Programming Pages

cc: (e-mail)

Jasmine Amanin, California Division, FHWA
Mervin Acebo, FTA Region IX
Karen Jimenez, SHOPP and FTIP Coordinator, District 5
Todd Muck, Executive Director, TAMC
Sarah Christensen, Executive Director, SCCRTC
Binu Abraham, Executive Director, SBtCOG
Corey Aldridge, CEO, METRO
Carl Sedoryk, General Manager, MST

**A RESOLUTION
OF THE BOARD OF DIRECTORS OF THE
ASSOCIATION OF MONTEREY BAY AREA GOVERNMENTS
ADOPTING FORMAL AMENDMENT NO. 5 TO THE MONTEREY BAY METROPOLITAN
TRANSPORTATION IMPROVEMENT PROGRAM (MTIP)
FFY 2024-25 to FFY 2027-28**

WHEREAS, the Association of Monterey Bay Area Governments has been designated by the Governor of the State of California as the Metropolitan Planning Organization (MPO) for the Monterey Bay area; and

WHEREAS, Title 23 Code of Federal Regulations, Part 450, and Title 49 Code of Federal Regulations, Part 613, require that in each urbanized area, as a condition to the receipt of Federal capital or operating assistance, the MPO carries out, in cooperation with State, local agencies and publicly owned operators of mass transportation services, a continuing, cooperative and comprehensive transportation planning process that results in plans and programs consistent with the comprehensively planned development of the urbanized area; and

WHEREAS, the Fixing America's Surface Transportation Act (FAST Act) calls for the development of at least a four-year Transportation Improvement Program (TIP), under direction of the MPO in cooperation with State and local officials, regional and local transit operators, and other affected transportation and regional planning and implementing agencies; and

WHEREAS, AMBAG has developed a four-year program of projects, consistent with AMBAG's *2045 Metropolitan Transportation Plan/Sustainable Communities Strategy*, the *2024 State Transportation Improvement Program*, the *2024 State Highway Operation and Protection Program*, and the area's Regional Transportation Improvement Programs and Short Range Transit Plans; and


WHEREAS, this document is financially constrained and prioritized by funding year, adding only those projects for which funding has been identified and committed in accordance with 23 CFR 450; and

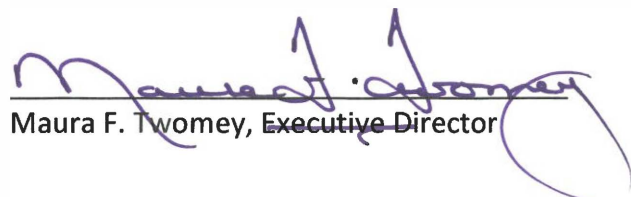
WHEREAS, projects in Formal Amendment No. 5 satisfy the transportation conformity provisions of 40 CFR 93.122(g) and all applicable transportation planning requirements per 23 CFR Part 450 and are expected to support the establishment and achievement of performance management targets; and

WHEREAS, consultation with cognizant agencies was undertaken and the MTIP was considered with adequate opportunity for public review and comment, in accordance with 23 CFR 450:

NOW, THEREFORE, BE IT RESOLVED that the Board of Directors of the Association of Monterey Bay Area Governments does hereby approve and authorize the submission of Formal Amendment No. 5 to the *Monterey Bay Metropolitan Transportation Improvement Program FFY 2024-25 to FFY 2027-28* to the appropriate Federal and State agencies.

PASSED AND ADOPTED this 14th day of May 2025.


Derek Timm, President


Maura F. Twomey, Executive Director

**Attachment 2
Summary of Changes**

**MTIP FFY 2024-25 to FFY 2027-28
Formal Amendment No. 5**

Project Number	Project Name	Change	Prior \$ (\$1,000)	New \$ (\$1,000)	% Change
MST040M	Transit Infrastructure	FTA 5339: Add \$1,367K CON in FFY 2025/26 (was \$0). FTA 5307: Add \$838K CON in FFY 2025/26 (was \$0). TIRCP: Add \$1,136K CON in FFY 2025/26 (was \$0). State of Good Repair: Add \$97K CON in FFY 2025/26 (was \$0). Local Agency (MST): Add \$2,207K CON in FFY 2025/26 (was \$500K).	\$1,000	\$6,645	565%

MTIP FFY 2024-25 to FFY 2027-28
Formal Amendment No. 5

MPO ID: MST040M

CTIPS ID: 201-0000-0500

MTP ID: MON-MST004-MST

TITLE: Transit Infrastructure

DESCRIPTION: Purchase and install bus shelters and electronic signage, off-board fare vending machines, and support equipment. Repair existing, damaged shelters and equipment, and make ADA improvements as needed.

COUNTY: Monterey County

SYSTEM: Transit System

IMPLEMENTING AGENCY: Monterey Salinas Transit

PRJ MGR: MICHELLE OVERMEYER

PHONE: (831) 264-5877

Dollars in Thousands

Fund Category: FTA Funds

Fund Type: FTA5307 - Urbanized Area Formula Program

Phase	PRIOR	24/25	25/26	26/27	27/28	FUTURE	TOTAL
PE	\$0	\$0	\$0	\$0	\$0	\$0	\$0
RW	\$0	\$0	\$0	\$0	\$0	\$0	\$0
CON	\$439	\$0	\$838	\$0	\$0	\$0	\$1,277
Total:	\$439	\$0	\$838	\$0	\$0	\$0	\$1,277

Fund Category: Local Funds

Fund Type: Agency

Funding Agency: Monterey Salinas Transit

Phase	PRIOR	24/25	25/26	26/27	27/28	FUTURE	TOTAL
PE	\$0	\$0	\$0	\$0	\$0	\$0	\$0
RW	\$0	\$0	\$0	\$0	\$0	\$0	\$0
CON	\$268	\$500	\$2,707	\$0	\$0	\$0	\$3,475
Total:	\$268	\$500	\$2,707	\$0	\$0	\$0	\$3,475

Fund Category: Local Funds

Fund Type: Local Measure

Funding Agency: Monterey Salinas Transit

Phase	PRIOR	24/25	25/26	26/27	27/28	FUTURE	TOTAL
PE	\$0	\$0	\$0	\$0	\$0	\$0	\$0
RW	\$0	\$0	\$0	\$0	\$0	\$0	\$0

CON	\$264	\$0	\$0	\$0	\$0	\$0	\$264
Total:	\$264	\$0	\$0	\$0	\$0	\$0	\$264

Fund Category: FTA Funds

Fund Type: Bus and Bus Facilities Program - FTA 5339

Phase	PRIOR	24/25	25/26	26/27	27/28	FUTURE	TOTAL
PE	\$0	\$0	\$0	\$0	\$0	\$0	\$0
RW	\$0	\$0	\$0	\$0	\$0	\$0	\$0
CON	\$123	\$0	\$1,367	\$0	\$0	\$0	\$1,490
Total:	\$123	\$0	\$1,367	\$0	\$0	\$0	\$1,490

Fund Category: FTA Funds

Fund Type: State of Good Repair Formula Grants

Funding Agency: Caltrans

Phase	PRIOR	24/25	25/26	26/27	27/28	FUTURE	TOTAL
PE	\$0	\$0	\$0	\$0	\$0	\$0	\$0
RW	\$0	\$0	\$0	\$0	\$0	\$0	\$0
CON	\$10	\$0	\$97	\$0	\$0	\$0	\$107
Total:	\$10	\$0	\$97	\$0	\$0	\$0	\$107

Fund Category: Other State

Fund Type: Transit and Intercity Rail Capital Program (TIRCP)

Phase	PRIOR	24/25	25/26	26/27	27/28	FUTURE	TOTAL
PE	\$0	\$0	\$0	\$0	\$0	\$0	\$0
RW	\$0	\$0	\$0	\$0	\$0	\$0	\$0
CON	\$0	\$0	\$1,136	\$0	\$0	\$0	\$1,136
Total:	\$0	\$0	\$1,136	\$0	\$0	\$0	\$1,136

Project Total:

Phase	PRIOR	24/25	25/26	26/27	27/28	FUTURE	TOTAL
PE	\$0	\$0	\$0	\$0	\$0	\$0	\$0
RW	\$0	\$0	\$0	\$0	\$0	\$0	\$0
CON	\$1,104	\$500	\$6,145	\$0	\$0	\$0	\$7,749
Total:	\$1,104	\$500	\$6,145	\$0	\$0	\$0	\$7,749

TABLE 1: REVENUE

Association of Monterey Bay Area Governments
 2025 Metropolitan Transportation Improvement Program
 Amendment 5
 (\$'s in 1,000)

Funding Source	4 YEAR (FTIP Period)								TOTAL CURRENT
	FY 2025		FY 2026		FY 2027		FY 2028		
	Amendment No. 2	Current No. 5	Amendment No. 2	Current No. 5	Amendment No. 2	Current No. 5	Amendment No. 2	Current No. 5	
Local									
Sales Tax	\$76,091	\$21,343	\$77,423	\$133,346	\$78,778	\$78,778	\$70,965	\$70,965	\$304,432
City	\$10,815	\$10,815	\$11,004	\$11,004	\$11,197	\$11,197	\$2,202	\$2,202	\$35,218
County	\$65,276	\$10,528	\$66,419	\$122,342	\$67,581	\$67,581	\$68,763	\$68,763	\$269,214
Gas Tax	\$58,887	\$58,887	\$59,490	\$59,490	\$60,104	\$60,104	\$60,729	\$60,729	\$239,210
Gas Tax (Subventions to Cities)		\$0		\$0		\$0		\$0	\$0
Gas Tax (Subventions to Counties)	\$58,887	\$58,887	\$59,490	\$59,490	\$60,104	\$60,104	\$60,729	\$60,729	\$239,210
Other Local Funds	\$47,295	\$47,295	\$48,234	\$48,270	\$49,155	\$47,934	\$50,091	\$49,827	\$193,326
County General Funds	\$29,843	\$29,843	\$30,365	\$30,401	\$30,896	\$29,675	\$31,437	\$31,173	\$121,092
City General Funds	\$0	\$0	\$0	\$0	\$0	\$0	\$0	\$0	\$0
Street Taxes and Developer Fees	\$5,220	\$5,220	\$5,311	\$5,311	\$5,404	\$5,404	\$5,498	\$5,498	\$21,433
RSTP Exchange funds	\$12,232	\$12,232	\$12,558	\$12,558	\$12,855	\$12,855	\$13,156	\$13,156	\$50,801
Transit	\$19,855	\$19,855	\$20,202	\$20,202	\$20,556	\$20,556	\$20,916	\$20,916	\$81,529
Transit Fares	\$19,855	\$19,855	\$20,202	\$20,202	\$20,556	\$20,556	\$20,916	\$20,916	\$81,529
Other (See Appendix 1)	\$54,307	\$49,403	\$64,066	\$60,328	\$70,604	\$123,191	\$72,328	\$127,842	\$360,764
Local Total	\$256,435	\$196,783	\$269,415	\$321,636	\$279,197	\$330,563	\$275,029	\$330,279	\$1,179,261
Regional									
Tolls	\$0	\$0	\$0	\$0	\$0	\$0	\$0	\$0	\$0
Bridge		\$0		\$0		\$0		\$0	\$0
Corridor		\$0		\$0		\$0		\$0	\$0
Regional Sales Tax		\$0		\$0		\$0		\$0	\$0
Other (See Appendix 2)	\$0	\$0	\$0	\$0	\$0	\$0	\$0	\$0	\$0
Regional Total	\$0	\$0	\$0	\$0	\$0	\$0	\$0	\$0	\$0
State									
State Highway Operations and Protection Program (SHOPP)	\$282,877	\$286,466	\$154,992	\$162,073	\$195,973	\$200,610	\$37,494	\$37,494	\$686,643
SHOPP	\$128,039	\$131,628	\$148,740	\$155,821	\$193,923	\$198,560	\$32,819	\$32,819	\$518,828
SHOPP Prior	\$150,360	\$150,360	\$0	\$0	\$0	\$0	\$0	\$0	\$150,360
State Minor Program	\$4,478	\$4,478	\$6,252	\$6,252	\$2,050	\$2,050	\$4,675	\$4,675	\$17,455
State Transportation Improvement Program (STIP)	\$62,488	\$62,488	\$0	\$0	\$15,646	\$15,646	\$0	\$0	\$78,134
STIP	\$36,089	\$36,089	\$0	\$0	\$15,646	\$15,646	\$0	\$0	\$51,735
STIP Prior	\$26,399	\$26,399	\$0	\$0	\$0	\$0	\$0	\$0	\$26,399
State Bond	\$2,591	\$2,591	\$0	\$0	\$0	\$0	\$0	\$0	\$2,591
Proposition 1A (High Speed Passenger Train Bond Program)		\$0		\$0		\$0		\$0	\$0
Proposition 1B (Highway Safety, Traffic Reduction, Air Quality, and Port Security Bond Act of 2006)	\$2,591	\$2,591	\$0	\$0	\$0	\$0	\$0	\$0	\$2,591
Active Transportation Program (ATP)	\$11,460	\$11,460	\$34,106	\$34,106	\$550	\$550	\$5,754	\$5,754	\$51,870
Highway Maintenance (HM) Program		\$0		\$0		\$0		\$0	\$0
Highway Bridge Program (HBP)	\$27,272	\$21,624	\$9,023	\$10,435	\$22,144	\$9,511	\$9,832	\$15,356	\$56,926
Road Repair and Accountability Act of 2017 (SB1)	\$1,345	\$1,345	\$11,100	\$11,100	\$57,800	\$57,800	\$800	\$800	\$71,045
Traffic Congestion Relief Program (TCRP)		\$0		\$0		\$0		\$0	\$0
State Transit Assistance (STA)(e.g., population/revenue based, Prop 42)	\$500	\$500	\$600	\$600		\$0		\$0	\$1,100
Local Transportation Climate Adaptation Program (LTCAP)									
Other (See Appendix 3)	\$23,400	\$39,989	\$15,200	\$24,898	\$9,641	\$18,203	\$700	\$700	\$83,790
State Total	\$411,933	\$426,463	\$225,021	\$243,212	\$301,754	\$302,320	\$54,580	\$60,104	\$1,032,099
Federal Transit									
5307 - Urbanized Area Formula Grants	\$25,309	\$38,109	\$26,000	\$27,479	\$14,000	\$27,070	\$14,000	\$27,355	\$120,013
5309 - Fixed Guideway Capital Investment Grants		\$0		\$0		\$0		\$0	\$0
5309b - New and Small Starts (Capital Investment Grants)		\$0		\$0		\$0		\$0	\$0
5309c - Bus and Bus Related Grants		\$0		\$0		\$0		\$0	\$0
5310 - Enhanced Mobility of Seniors and Individuals with Disabilities	\$3,530	\$3,530	\$0	\$0	\$0	\$0	\$0	\$0	\$3,530
5311 - Formula Grants for Rural Areas	\$1,730	\$2,039	\$1,782	\$1,797	\$1,529	\$1,837	\$1,558	\$1,873	\$7,546
5311f - Intercity Bus	\$729	\$729	\$600	\$600	\$600	\$600	\$600	\$600	\$2,529
5337 - State of Good Repair Grants	\$1,030	\$1,030	\$1,000	\$1,097	\$0	\$0	\$0	\$0	\$2,127
5339 - Bus and Bus Facilities Formula Grants	\$6,681	\$6,681	\$1,650	\$6,066	\$1,000	\$1,000	\$1,000	\$1,000	\$14,747
FTA Transfer from Prior FTIP		\$0		\$0		\$0		\$0	\$0
Other (See Appendix 4)	\$13,384	\$13,384	\$24,523	\$11,086	\$0	\$0	\$0	\$0	\$24,470
Federal Transit Total	\$52,393	\$65,502	\$55,555	\$48,125	\$17,129	\$30,507	\$17,158	\$30,828	\$174,962
Federal Highway									
Congestion Mitigation and Air Quality (CMAQ) Improvement Program		\$0		\$0		\$0		\$0	\$0
Construction of Ferry Boats and Ferry Terminal Facilities (Ferry Boat Program)		\$0		\$0		\$0		\$0	\$0
Coordinated Border Infrastructure Program		\$0		\$0		\$0		\$0	\$0
Federal Lands Access Program	\$560	\$560	\$0	\$6,588	\$6,588	\$6,588	\$0	\$7,148	\$14,836
Federal Lands Transportation Program		\$0		\$0		\$0		\$0	\$0
GARVEE Bonds Debt Service Payments		\$0		\$0		\$0		\$0	\$0
Highway Infrastructure Program (HIP)		\$0		\$0		\$0		\$0	\$0
High Priority Projects (HPP) and Demo		\$0		\$0		\$0		\$0	\$0
Highway Safety Improvement Program (HSIP)	\$930	\$1,010	\$415	\$3,831	\$0	\$0	\$0	\$0	\$4,841
National Highway Freight Program (NHFP)		\$0	\$70,000	\$70,000	\$0	\$0	\$0	\$0	\$70,000
Nationally Significant Freight and Highway Projects (FASTLANE/INFRA Grants)		\$0		\$0		\$0		\$0	\$0
Railway-Highway Crossings Program		\$0		\$0		\$0		\$0	\$0
Recreational Trails Program		\$1,621		\$0		\$0		\$0	\$1,621
SAFETEA-LU Safe Routes to School (SRTS)		\$0		\$0		\$0		\$0	\$0
Surface Transportation Block Grant Program (STBGP/RSTP)		\$0		\$0		\$0		\$0	\$0
Tribal Transportation Program		\$0		\$0		\$0		\$0	\$0
Carbon Reduction Program (CRP)	\$1,603	\$2,603	\$1,000	\$0	\$1,960	\$1,960	\$0	\$0	\$4,563
Promoting Resilient Operations for Transformative (PROTECT)	\$3,240	\$2,880	\$0	\$0	\$0	\$0	\$0	\$0	\$2,880
Other (see Appendix 5)	\$2,811	\$1,302	\$34,208	\$35,717	\$0	\$0	\$5,071	\$5,071	\$42,090
Federal Highway Total	\$9,144	\$9,976	\$105,623	\$109,548	\$8,548	\$8,548	\$5,071	\$5,071	\$133,143
Other Federal Railroad Administration (see Appendix 6)	\$0	\$0	\$0	\$0	\$0	\$0	\$0	\$0	\$0
Federal Railroad Administration Total	\$0	\$0	\$0	\$0	\$0	\$0	\$0	\$0	\$0
Federal Total	\$61,537	\$75,478	\$161,178	\$157,673	\$25,677	\$39,055	\$22,229	\$35,899	\$308,105
Innovative Financing									
TIFIA (Transportation Infrastructure Finance and Innovation Act)	\$0	\$0	\$0	\$0	\$0	\$0	\$0	\$0	\$0
Other (See Appendix 7)	\$0	\$0	\$0	\$0	\$0	\$0	\$0	\$0	\$0
Innovative Financing Total	\$0	\$0	\$0	\$0	\$0	\$0	\$0	\$0	\$0
REVENUE TOTAL	\$729,905	\$698,724	\$655,614	\$722,521	\$606,628	\$671,938	\$351,838	\$426,282	\$2,519,465

TABLE 2: PROGRAMMED

Association of Monterey Bay Area Governments
 2025 Metropolitan Transportation Improvement Program
 Amendment 5
 (\$'s in 1,000)

Funding Source	FY 2025		FY 2026		FY 2027		FY 2028		CURRENT
	Amendment		Amendment		Amendment		Amendment		
	Prior No. 2	Current No. 5	Prior No. 2	Current No. 5	Prior No. 2	Current No. 5	Prior No. 2	Current No. 5	
Local									
Local Total	\$151,599	\$91,947	\$127,784	\$180,005	\$73,164	\$124,530	\$46,133	\$101,383	\$497,865
Regional									
Tolls	\$0	\$0	\$0	\$0	\$0	\$0	\$0	\$0	\$0
Bridge		\$0	\$0	\$0	\$0	\$0	\$0	\$0	\$0
Corridor		\$0	\$0	\$0	\$0	\$0	\$0	\$0	\$0
Regional Sales Tax		\$0	\$0	\$0	\$0	\$0	\$0	\$0	\$0
Other (See Appendix A)	\$0	\$0	\$0	\$0	\$0	\$0	\$0	\$0	\$0
Regional Total	\$0	\$0	\$0	\$0	\$0	\$0	\$0	\$0	\$0
State									
State Highway Operations and Protection Program (SHOPP)	\$282,877	\$286,466	\$154,992	\$162,073	\$195,973	\$200,610	\$37,494	\$37,494	\$686,643
SHOPP	\$128,039	\$131,628	\$148,740	\$155,821	\$193,923	\$198,560	\$32,819	\$32,819	\$518,828
SHOPP Prior	\$150,360	\$150,360							\$150,360
State Minor Program	\$4,478	\$4,478	\$6,252	\$6,252	\$2,050	\$2,050	\$4,675	\$4,675	\$17,455
State Transportation Improvement Program (STIP)	\$62,488	\$62,488	\$0	\$0	\$15,646	\$15,646	\$0	\$0	\$78,134
STIP	\$36,089	\$36,089			\$15,646	\$15,646			\$51,735
STIP Prior	\$26,399	\$26,399							\$26,399
State Bond	\$2,591	\$2,591	\$0	\$0	\$0	\$0	\$0	\$0	\$2,591
Proposition 1A (High Speed Passenger Train Bond Program)		\$0		\$0		\$0		\$0	\$0
Proposition 1B (Highway Safety, Traffic Reduction, Air Quality, and Port Security Bond Act of 2006)	\$2,591	\$2,591		\$0		\$0		\$0	\$2,591
Active Transportation Program	\$11,460	\$11,460	\$34,106	\$34,106	\$550	\$550	\$5,754	\$5,754	\$51,870
Highway Maintenance (HM) Program		\$0		\$0		\$0		\$0	\$0
Highway Bridge Program (HBP)	\$27,272	\$21,624	\$9,023	\$10,435	\$22,144	\$9,511	\$9,832	\$15,356	\$56,926
Road Repair and Accountability Act of 2017 (SB1)	\$1,345	\$1,345	\$11,100	\$11,100	\$57,800	\$57,800	\$800	\$800	\$71,045
Traffic Congestion Relief Program (TCRP)		\$0		\$0		\$0		\$0	\$0
State Transit Assistance (STA)(e.g., population/revenue based, Prop 42)	\$500	\$500	\$600	\$600		\$0		\$0	\$1,100
Local Transportation Climate Adaptation Program (LTCAP)		\$0		\$0		\$0		\$0	\$0
Other (See Appendix B)	\$23,400	\$39,989	\$15,200	\$24,898	\$9,641	\$18,203	\$700	\$700	\$83,790
State Total	\$411,933	\$426,463	\$225,021	\$243,212	\$301,754	\$302,320	\$54,580	\$60,104	\$1,032,099
Federal Transit									
5307 - Urbanized Area Formula Grants	\$25,309	\$38,109	\$26,000	\$27,479	\$14,000	\$27,070	\$14,000	\$27,355	\$120,013
5309 - Fixed Guideway Capital Investment Grants		\$0		\$0		\$0		\$0	\$0
5309b - New and Small Starts (Capital Investment Grants)		\$0		\$0		\$0		\$0	\$0
5309c - Bus and Bus Related Grants		\$0		\$0		\$0		\$0	\$0
5310 - Enhanced Mobility of Seniors and Individuals with Disabilities	\$3,530	\$3,530				\$0		\$0	\$3,530
5311 - Formula Grants for Rural Areas	\$1,730	\$2,039	\$1,782	\$1,797	\$1,529	\$1,837	\$1,558	\$1,873	\$7,546
5311f - Intercity Bus	\$729	\$729	\$600	\$600	\$600	\$600	\$600	\$600	\$2,529
5337 - State of Good Repair Grants	\$1,030	\$1,030	\$1,000	\$1,097		\$0		\$0	\$2,127
5339 - Bus and Bus Facilities Formula Grants	\$6,681	\$6,681	\$1,650	\$6,066	\$1,000	\$1,000	\$1,000	\$1,000	\$14,747
FTA Transfer from Prior FTIP		\$0		\$0		\$0		\$0	\$0
Other (See Appendix C)	\$13,384	\$13,384	\$24,523	\$11,086	\$0	\$0	\$0	\$0	\$24,470
Federal Transit Total	\$52,393	\$65,502	\$55,555	\$48,125	\$17,129	\$30,507	\$17,158	\$30,828	\$174,962
Federal Highway									
Congestion Mitigation and Air Quality (CMAQ) Improvement Program		\$0		\$0		\$0		\$0	\$0
Construction of Ferry Boats and Ferry Terminal Facilities (Ferry Boat Program)		\$0		\$0		\$0		\$0	\$0
Coordinated Border Infrastructure Program		\$0		\$0		\$0		\$0	\$0
Federal Lands Access Program	\$560	\$560		\$0	\$6,588	\$6,588		\$0	\$7,148
Federal Lands Transportation Program		\$0		\$0		\$0		\$0	\$0
GARVEE Bonds Debt Service Payments		\$0		\$0		\$0		\$0	\$0
Highway Infrastructure Program (HIP)		\$0		\$0		\$0		\$0	\$0
High Priority Projects (HPP) and Demo		\$0		\$0		\$0		\$0	\$0
Highway Safety Improvement Program (HSIP)	\$930	\$1,010	\$415	\$3,831		\$0		\$0	\$4,841
National Highway Freight Program (NHFP)		\$0	\$70,000	\$70,000		\$0		\$0	\$70,000
Nationally Significant Freight and Highway Projects (FASTLANE/INFRA Grants)		\$0		\$0		\$0		\$0	\$0
Railway-Highway Crossings Program		\$0		\$0		\$0		\$0	\$0
Recreational Trails Program		\$1,621		\$0		\$0		\$0	\$1,621
SAFETEA-LU Safe Routes to School (SRTS)		\$0		\$0		\$0		\$0	\$0
Surface Transportation Block Grant Program (STBGP/RSTP)		\$0		\$0		\$0		\$0	\$0
Tribal Transportation Program		\$0		\$0		\$0		\$0	\$0
Carbon Reduction Program (CRP)	\$1,603	\$2,603	\$1,000	\$0	\$1,960	\$1,960		\$0	\$4,563
Promoting Resilient Operations for Transformative (PROTECT)	\$3,240	\$2,880		\$0		\$0		\$0	\$2,880
Other (see Appendix D)	\$2,811	\$1,302	\$34,208	\$35,717	\$0	\$0	\$5,071	\$5,071	\$42,090
Federal Highway Total	\$9,144	\$9,976	\$105,623	\$109,548	\$8,548	\$8,548	\$5,071	\$5,071	\$133,143
Federal Rail									
Other Federal Railroad Administration (see Appendix E)	\$0	\$0	\$0	\$0	\$0	\$0	\$0	\$0	\$0
Federal Railroad Administration Total	\$0	\$0	\$0	\$0	\$0	\$0	\$0	\$0	\$0
Federal Total	\$61,537	\$75,478	\$161,178	\$157,673	\$25,677	\$39,055	\$22,229	\$35,899	\$308,105
Innovative Finance									
TIFIA (Transportation Infrastructure Finance and Innovation Act)		\$0		\$0		\$0		\$0	\$0
Other (See Appendix F)	\$0	\$0	\$0	\$0	\$0	\$0	\$0	\$0	\$0
Innovative Financing Total	\$0	\$0	\$0	\$0	\$0	\$0	\$0	\$0	\$0
PROGRAMMED TOTAL	\$625,069	\$593,888	\$513,983	\$580,890	\$400,595	\$465,905	\$122,942	\$197,386	\$1,838,069

TABLE 3: REVENUE-PROGRAMMED

Association of Monterey Bay Area Governments
 2025 Metropolitan Transportation Improvement Program
 Amendment 5
 (\$'s in 1,000)

Funding Source	FY 2025		FY 2026		FY 2027		FY 2028		CURRENT
	Amendment		Amendment		Amendment		Amendment		
	Prior No. 2	Current No. 5	Prior No. 2	Current No. 5	Prior No. 2	Current No. 5	Prior No. 2	Current No. 5	
Local									
Local Total	\$104,836	\$104,836	\$141,631	\$141,631	\$206,033	\$206,033	\$228,896	\$228,896	\$681,396
Regional									
Tolls	\$0	\$0	\$0	\$0	\$0	\$0	\$0	\$0	\$0
Bridge	\$0	\$0	\$0	\$0	\$0	\$0	\$0	\$0	\$0
Corridor	\$0	\$0	\$0	\$0	\$0	\$0	\$0	\$0	\$0
Regional Sales Tax	\$0	\$0	\$0	\$0	\$0	\$0	\$0	\$0	\$0
Other	\$0	\$0	\$0	\$0	\$0	\$0	\$0	\$0	\$0
Regional Total	\$0	\$0	\$0	\$0	\$0	\$0	\$0	\$0	\$0
State									
<i>State Highway Operations and Protection Program (SHOPP)</i>									
SHOPP	\$0	\$0	\$0	\$0	\$0	\$0	\$0	\$0	\$0
SHOPP Prior	\$0	\$0	\$0	\$0	\$0	\$0	\$0	\$0	\$0
State Minor Program	\$0	\$0	\$0	\$0	\$0	\$0	\$0	\$0	\$0
<i>State Transportation Improvement Program (STIP)</i>									
STIP	\$0	\$0	\$0	\$0	\$0	\$0	\$0	\$0	\$0
STIP Prior	\$0	\$0	\$0	\$0	\$0	\$0	\$0	\$0	\$0
<i>State Bond</i>									
Proposition 1A (High Speed Passenger Train Bond Program)	\$0	\$0	\$0	\$0	\$0	\$0	\$0	\$0	\$0
Proposition 1B (Highway Safety, Traffic Reduction, Air Quality, and Port Security)	\$0	\$0	\$0	\$0	\$0	\$0	\$0	\$0	\$0
<i>Active Transportation Program</i>									
Highway Maintenance (HM) Program	\$0	\$0	\$0	\$0	\$0	\$0	\$0	\$0	\$0
Highway Bridge Program (HBP)	\$0	\$0	\$0	\$0	\$0	\$0	\$0	\$0	\$0
Road Repair and Accountability Act of 2017 (SB1)	\$0	\$0	\$0	\$0	\$0	\$0	\$0	\$0	\$0
Traffic Congestion Relief Program (TCRP)	\$0	\$0	\$0	\$0	\$0	\$0	\$0	\$0	\$0
State Transit Assistance (STA)(e.g., population/revenue based, Prop 4)	\$0	\$0	\$0	\$0	\$0	\$0	\$0	\$0	\$0
Other	\$0	\$0	\$0	\$0	\$0	\$0	\$0	\$0	\$0
State Total	\$0	\$0	\$0	\$0	\$0	\$0	\$0	\$0	\$0
Federal Transit									
5307 - Urbanized Area Formula Grants	\$0	\$0	\$0	\$0	\$0	\$0	\$0	\$0	\$0
5309 - Fixed Guideway Capital Investment Grants	\$0	\$0	\$0	\$0	\$0	\$0	\$0	\$0	\$0
5309b - New and Small Starts (Capital Investment Grants)	\$0	\$0	\$0	\$0	\$0	\$0	\$0	\$0	\$0
5309c - Bus and Bus Related Grants	\$0	\$0	\$0	\$0	\$0	\$0	\$0	\$0	\$0
5310 - Enhanced Mobility of Seniors and Individuals with Disabilities	\$0	\$0	\$0	\$0	\$0	\$0	\$0	\$0	\$0
5311 - Formula Grants for Rural Areas	\$0	\$0	\$0	\$0	\$0	\$0	\$0	\$0	\$0
5311f - Intercity Bus	\$0	\$0	\$0	\$0	\$0	\$0	\$0	\$0	\$0
5337 - State of Good Repair Grants	\$0	\$0	\$0	\$0	\$0	\$0	\$0	\$0	\$0
5339 - Bus and Bus Facilities Formula Grants	\$0	\$0	\$0	\$0	\$0	\$0	\$0	\$0	\$0
FTA Transfer from Prior FTIP	\$0	\$0	\$0	\$0	\$0	\$0	\$0	\$0	\$0
Other	\$0	\$0	\$0	\$0	\$0	\$0	\$0	\$0	\$0
Federal Transit Total	\$0	\$0	\$0	\$0	\$0	\$0	\$0	\$0	\$0
Federal Highway									
Congestion Mitigation and Air Quality (CMAQ) Improvement Program	\$0	\$0	\$0	\$0	\$0	\$0	\$0	\$0	\$0
Construction of Ferry Boats and Ferry Terminal Facilities (Ferry Boat Program)	\$0	\$0	\$0	\$0	\$0	\$0	\$0	\$0	\$0
Coordinated Border Infrastructure Program	\$0	\$0	\$0	\$0	\$0	\$0	\$0	\$0	\$0
Federal Lands Access Program	\$0	\$0	\$0	\$0	\$0	\$0	\$0	\$0	\$0
Federal Lands Transportation Program	\$0	\$0	\$0	\$0	\$0	\$0	\$0	\$0	\$0
GARVEE Bonds Debt Service Payments	\$0	\$0	\$0	\$0	\$0	\$0	\$0	\$0	\$0
Highway Infrastructure Program (HIP)	\$0	\$0	\$0	\$0	\$0	\$0	\$0	\$0	\$0
High Priority Projects (HPP) and Demo	\$0	\$0	\$0	\$0	\$0	\$0	\$0	\$0	\$0
Highway Safety Improvement Program (HSIP)	\$0	\$0	\$0	\$0	\$0	\$0	\$0	\$0	\$0
National Highway Freight Program (NHFP)	\$0	\$0	\$0	\$0	\$0	\$0	\$0	\$0	\$0
Nationally Significant Freight and Highway Projects (FASTLANE/INFRA Grant)	\$0	\$0	\$0	\$0	\$0	\$0	\$0	\$0	\$0
Railway-Highway Crossings Program	\$0	\$0	\$0	\$0	\$0	\$0	\$0	\$0	\$0
Recreational Trails Program	\$0	\$0	\$0	\$0	\$0	\$0	\$0	\$0	\$0
SAFETEA-LU Safe Routes to School (SRTS)	\$0	\$0	\$0	\$0	\$0	\$0	\$0	\$0	\$0
Surface Transportation Block Grant Program (STBGP/RSTP)	\$0	\$0	\$0	\$0	\$0	\$0	\$0	\$0	\$0
Tribal Transportation Program	\$0	\$0	\$0	\$0	\$0	\$0	\$0	\$0	\$0
Other	\$0	\$0	\$0	\$0	\$0	\$0	\$0	\$0	\$0
Federal Highway Total	\$0	\$0	\$0	\$0	\$0	\$0	\$0	\$0	\$0
Federal Rail									
Other Federal Railroad Administration	\$0	\$0	\$0	\$0	\$0	\$0	\$0	\$0	\$0
Federal Railroad Administration Total	\$0	\$0	\$0	\$0	\$0	\$0	\$0	\$0	\$0
Federal Total	\$0	\$0	\$0	\$0	\$0	\$0	\$0	\$0	\$0
Innovative Finance									
TIFIA (Transportation Infrastructure Finance and Innovation Act)	\$0	\$0	\$0	\$0	\$0	\$0	\$0	\$0	\$0
Other	\$0	\$0	\$0	\$0	\$0	\$0	\$0	\$0	\$0
Innovative Financing Total	\$0	\$0	\$0	\$0	\$0	\$0	\$0	\$0	\$0
REVENUE - PROGRAM TOTAL	\$104,836	\$104,836	\$141,631	\$141,631	\$206,033	\$206,033	\$228,896	\$228,896	\$681,396