



February 13, 2025

Kien Le, Office Chief
California Department of Transportation
Division of Financial Programming, MS 82
Office of Federal Programming and Data Management
P.O. Box 942873
Sacramento, CA 94273-0001

Attn.: Ms. Jennifer Ashby-Camp

Re: Formal Amendment No. 2 to the FFY 2024-25 to FFY 2027-28 Monterey Bay Metropolitan Transportation Improvement Program (MTIP)

Dear Mr. Le:

The AMBAG Board of Directors approved Formal Amendment No. 2 to the FFY 2024-25 to FFY 2027-28 Monterey Bay Metropolitan Transportation Improvement Program (MTIP) on February 12, 2025 by adopting Resolution No. 2025-10 (**Attachment 1**). Please initiate the state and federal approval process for Formal Amendment No. 2.

Formal Amendment No. 2 to the FFY 2024-25 to FFY 2027-28 MTIP updates one (1) project, as listed in **Attachment 2**, Summary of Changes. The projects meet the general requirements for a project to be approved by the U.S. Department of Transportation as part of the MTIP:

1. Projects must be consistent with AMBAG's adopted Metropolitan Transportation Plan (MTP);
2. Projects must be financially constrained; and
3. Projects must satisfy public review requirements.

In accordance with the FAST Act, Formal Amendment No. 2 to the FFY 2024-25 to FFY 2027-28 MTIP is financially constrained to reasonably available resources and adequate public review opportunity was provided.


Projects included in Formal Amendment No. 2 to the FFY 2024-25 to FFY 2027-28 MTIP have been developed in accordance with all applicable transportation planning requirements per 23 CFR Part 450 and are expected to support the establishment and achievement of performance management targets.

The Monterey Bay region is designated as attainment for Federal air quality standards, therefore the changes proposed by this formal amendment are not subject to the requirement that an air quality conformity determination be made.

In addition to being available in CTIPS, programming pages for the projects included in Formal Amendment No. 2 to the FFY 2024-25 to FFY 2027-28 MTIP are also enclosed herewith for your reference (**Attachment 3**).

If you have any questions or comments, please contact Bhupendra Patel at (831) 264-5091 or bpatel@ambag.org.

Sincerely,

A handwritten signature in blue ink, appearing to read "Maura F. Twomey".

Maura F. Twomey
Executive Director

Attachments:

1. Attachment 1: Resolution No. 2025-10
2. Attachment 2: Summary of Changes
3. Attachment 3: Project Programming Pages

cc: (e-mail)

Jasmine Amanin, California Division, FHWA
Mervin Acebo, FTA Region IX
Karen Jimenez, SHOPP and FTIP Coordinator, District 5
Todd Muck, Executive Director, TAMC
Sarah Christensen, Executive Director, SCCRTC
Binu Abraham, Executive Director, SBtCOG
Corey Aldridge, CEO, METRO
Carl Sedoryk, General Manager, MST

**A RESOLUTION
OF THE BOARD OF DIRECTORS OF THE
ASSOCIATION OF MONTEREY BAY AREA GOVERNMENTS
ADOPTING FORMAL AMENDMENT NO. 2 TO THE MONTEREY BAY METROPOLITAN
TRANSPORTATION IMPROVEMENT PROGRAM (MTIP)
FFY 2024-25 to FFY 2027-28**

WHEREAS, the Association of Monterey Bay Area Governments has been designated by the Governor of the State of California as the Metropolitan Planning Organization (MPO) for the Monterey Bay area; and

WHEREAS, Title 23 Code of Federal Regulations, Part 450, and Title 49 Code of Federal Regulations, Part 613, require that in each urbanized area, as a condition to the receipt of Federal capital or operating assistance, the MPO carries out, in cooperation with State, local agencies and publicly owned operators of mass transportation services, a continuing, cooperative and comprehensive transportation planning process that results in plans and programs consistent with the comprehensively planned development of the urbanized area; and

WHEREAS, the Fixing America's Surface Transportation Act (FAST Act) calls for the development of at least a four-year Transportation Improvement Program (TIP), under direction of the MPO in cooperation with State and local officials, regional and local transit operators, and other affected transportation and regional planning and implementing agencies; and

WHEREAS, AMBAG has developed a four-year program of projects, consistent with AMBAG's *2045 Metropolitan Transportation Plan/Sustainable Communities Strategy*, the *2024 State Transportation Improvement Program*, the *2024 State Highway Operation and Protection Program*, and the area's Regional Transportation Improvement Programs and Short Range Transit Plans; and


WHEREAS, this document is financially constrained and prioritized by funding year, adding only those projects for which funding has been identified and committed in accordance with 23 CFR 450; and

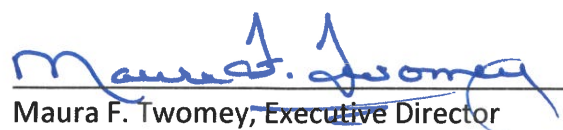
WHEREAS, projects in Formal Amendment No. 2 satisfy the transportation conformity provisions of 40 CFR 93.122(g) and all applicable transportation planning requirements per 23 CFR Part 450 and are expected to support the establishment and achievement of performance management targets; and

WHEREAS, consultation with cognizant agencies was undertaken and the MTIP was considered with adequate opportunity for public review and comment, in accordance with 23 CFR 450:

NOW, THEREFORE, BE IT RESOLVED that the Board of Directors of the Association of Monterey Bay Area Governments does hereby approve and authorize the submission of Formal Amendment No. 2 to the *Monterey Bay Metropolitan Transportation Improvement Program FFY 2024-25 to FFY 2027-28* to the appropriate Federal and State agencies.

PASSED AND ADOPTED this 12th day of February 2025.


Mary Ann Carbone, President


Maura F. Twomey, Executive Director

**Attachment 2
Summary of Changes**

**MTIP FFY 2024-25 to FFY 2027-28
Formal Amendment No. 2**

Project Number	Project Name	Change	Prior \$ (\$1,000)	New \$ (\$1,000)	% Change
GP PA 24	Grouped Projects for Planning Activities	New grouped project listing.	\$0	\$3,600	100%

MTIP FFY 2024-25 to FFY 2027-28
Formal Amendment No. 2

MPO ID: GP PA 24

CTIPS ID: 201-0000-0589

TITLE: Grouped Projects for Planning Activities

DESCRIPTION: Projects are consistent with 40 CFR Part 93.126 Exempt Tables 2 and Table 3 categories: Planning activities conducted pursuant to titles 23 and 49 U.S.C.)

COUNTY: Various Counties

IMPLEMENTING AGENCY: Various Agencies

Dollars in Thousands

Fund Category: Other Fed

Fund Type: Promoting Resilient Operations for Transformative, Efficient, and Cost-Saving

Phase	PRIOR	24/25	25/26	26/27	27/28	FUTURE	TOTAL
PE	\$0	\$0	\$0	\$0	\$0	\$0	\$0
RW	\$0	\$0	\$0	\$0	\$0	\$0	\$0
CON	\$0	\$3,240	\$0	\$0	\$0	\$0	\$3,240
Total:	\$0	\$3,240	\$0	\$0	\$0	\$0	\$3,240

Fund Category: Other State

Fund Type: Public Transportation Account

Phase	PRIOR	24/25	25/26	26/27	27/28	FUTURE	TOTAL
PE	\$0	\$0	\$0	\$0	\$0	\$0	\$0
RW	\$0	\$0	\$0	\$0	\$0	\$0	\$0
CON	\$0	\$360	\$0	\$0	\$0	\$0	\$360
Total:	\$0	\$360	\$0	\$0	\$0	\$0	\$360

Project Total:

Phase	PRIOR	24/25	25/26	26/27	27/28	FUTURE	TOTAL
PE	\$0	\$0	\$0	\$0	\$0	\$0	\$0
RW	\$0	\$0	\$0	\$0	\$0	\$0	\$0
CON	\$0	\$3,600	\$0	\$0	\$0	\$0	\$3,600
Total:	\$0	\$3,600	\$0	\$0	\$0	\$0	\$3,600

Attachment 3:
Project Programming Pages

AMBAG MTIP: FFY 2024-25 to FFY 2027-28
 Project Title: Grouped Projects for Planning Activities
 Formal Amendment No. 2
 MPO ID: GP PA 24

CTIPS ID: 201-0000-0589

Project ID	MTP ID	Implementing Agency	Project Title	Project Study Area	Project Description	PE	ROW	CON	TOTAL	Notes
CTPA1	MON-MYC305-UM	Caltrans	Big Sur Coastal Highway Management Plan	State Route 1 in Monterey and San Luis Obispo Counties from San Carpoforo Creek to Carmel River (SLO-1-PW71.34 /MON-1-PM 72.28)	The adaptation planning study will build upon the existing Big Sur Coast Highway Management Plan (CHMP) and contribute to advancing climate resiliency and adaptation strategies in the region. The updated plan will create a comprehensive approach to address the multifaceted challenges posed by climate change and increasing visitor demands in the study area. It will include and establish a long-range vision for Highway 1 prioritizing safety measures and improving coastal access while integrating robust emergency response strategies. Once completed, the updated CHMP will ensure sustainable corridor planning that preserves the regions character but also prepares for anticipated environmental and infrastructural challenges, fostering resilience for both the ecosystem and the communities that depend on it. (Project is consistent with 40 CFR Part 93.126 Exempt Tables 2 and Table 3 categories - Planning activities conducted pursuant to titles 23 and 49 U.S.C.)	\$3,600	\$0	\$0	\$3,600	PROTECT funding: \$3,240K, PE, FFY 24/25 Public Transportation Account: \$360K, PE, FFY 24/25
TOTAL						\$3,600	\$0	\$0	\$3,600	

TABLE 1: REVENUE

Association of Monterey Bay Area Governments
 2025 Metropolitan Transportation Improvement Program
 Amendment 2
 (\$'s in 1,000)

Funding Source	4 YEAR (FTIP Period)								TOTAL CURRENT	
	FY 2025		FY 2026		FY 2027		FY 2028			
	Amendment No. 0	Current No. 2	Amendment No. 0	Current No. 2	Amendment No. 0	Current No. 2	Amendment No. 0	Current No. 2		
Local										
Sales Tax	\$76,091	\$76,091	\$77,423	\$77,423	\$78,778	\$78,778	\$79,965	\$79,965	\$303,257	
City	\$10,815	\$10,815	\$11,004	\$11,004	\$11,197	\$11,197	\$2,202	\$2,202	\$35,218	
County	\$65,276	\$65,276	\$66,419	\$66,419	\$67,581	\$67,581	\$68,763	\$68,763	\$268,039	
Gas Tax	\$58,887	\$58,887	\$59,490	\$59,490	\$60,104	\$60,104	\$60,729	\$60,729	\$239,210	
Gas Tax (Subventions to Cities)		\$0		\$0		\$0		\$0	\$0	
Gas Tax (Subventions to Counties)	\$58,887	\$58,887	\$59,490	\$59,490	\$60,104	\$60,104	\$60,729	\$60,729	\$239,210	
Other Local Funds	\$47,301	\$47,301	\$48,234	\$48,234	\$49,155	\$49,155	\$50,091	\$50,091	\$194,781	
County General Funds	\$29,843	\$29,843	\$30,365	\$30,365	\$30,896	\$30,896	\$31,437	\$31,437	\$122,541	
City General Funds	\$0	\$0	\$0	\$0	\$0	\$0	\$0	\$0	\$0	
Street Taxes and Developer Fees	\$5,220	\$5,220	\$5,311	\$5,311	\$5,404	\$5,404	\$5,498	\$5,498	\$21,433	
RSTP Exchange funds	\$12,238	\$12,232	\$12,558	\$12,558	\$12,855	\$12,855	\$13,156	\$13,156	\$50,801	
Transit	\$19,855	\$19,855	\$20,202	\$20,202	\$20,556	\$20,556	\$20,916	\$20,916	\$81,529	
Transit Fares	\$19,855	\$19,855	\$20,202	\$20,202	\$20,556	\$20,556	\$20,916	\$20,916	\$81,529	
Other (See Appendix 1)	\$68,861	\$54,307	\$67,359	\$64,066	\$69,223	\$70,604	\$71,651	\$72,328	\$261,305	
Local Total	\$270,995	\$256,435	\$272,708	\$269,415	\$277,816	\$279,197	\$274,352	\$275,029	\$1,080,082	
Regional										
Tolls	\$0	\$0	\$0	\$0	\$0	\$0	\$0	\$0	\$0	
Bridge		\$0		\$0		\$0		\$0	\$0	
Corridor		\$0		\$0		\$0		\$0	\$0	
Regional Sales Tax		\$0		\$0		\$0		\$0	\$0	
Other (See Appendix 2)	\$0	\$0	\$0	\$0	\$0	\$0	\$0	\$0	\$0	
Regional Total	\$0	\$0	\$0	\$0	\$0	\$0	\$0	\$0	\$0	
State										
State Highway Operations and Protection Program (SHOPP)	\$282,877	\$282,877	\$154,992	\$154,992	\$195,973	\$195,973	\$37,494	\$37,494	\$671,336	
SHOPP	\$128,039	\$128,039	\$148,740	\$148,740	\$193,923	\$193,923	\$32,819	\$32,819	\$503,521	
SHOPP Prior	\$150,360	\$150,360	\$0	\$0	\$0	\$0	\$0	\$0	\$150,360	
State Minor Program	\$4,478	\$4,478	\$6,252	\$6,252	\$2,050	\$2,050	\$4,675	\$4,675	\$17,455	
State Transportation Improvement Program (STIP)	\$62,488	\$62,488	\$0	\$0	\$15,646	\$15,646	\$0	\$0	\$78,134	
STIP	\$36,089	\$36,089	\$0	\$0	\$15,646	\$15,646	\$0	\$0	\$51,735	
STIP Prior	\$26,399	\$26,399	\$0	\$0	\$0	\$0	\$0	\$0	\$26,399	
State Bond	\$0	\$2,591	\$0	\$0	\$0	\$0	\$0	\$0	\$2,591	
Proposition 1A (High Speed Passenger Train Bond Program)		\$0		\$0		\$0		\$0	\$0	
Proposition 1B (Highway Safety, Traffic Reduction, Air Quality, and Port Security Bond Act of 2006)		\$2,591		\$0		\$0		\$0	\$2,591	
Active Transportation Program (ATP)	\$11,460	\$11,460	\$32,456	\$34,106		\$550		\$5,754	\$51,870	
Highway Maintenance (HM) Program		\$0		\$0		\$0		\$0	\$0	
Highway Bridge Program (HBP)	\$9,725	\$27,272	\$4,890	\$9,023	\$14,714	\$22,144	\$1,596	\$9,832	\$68,271	
Road Repair and Accountability Act of 2017 (SB1)	\$1,345	\$1,345	\$11,100	\$11,100	\$57,800	\$57,800	\$800	\$800	\$71,045	
Traffic Congestion Relief Program (TCRP)		\$0		\$0		\$0		\$0	\$0	
State Transit Assistance (STA)(e.g., population/revenue based, Prop 42)	\$500	\$500	\$600	\$600		\$0		\$0	\$1,100	
Local Transportation Climate Adaptation Program (LTCAP)										
Other (See Appendix 3)	\$23,040	\$23,400	\$15,200	\$15,200	\$9,641	\$9,641	\$700	\$700	\$48,941	
State Total	\$391,435	\$411,933	\$219,238	\$225,021	\$293,774	\$301,754	\$40,590	\$54,580	\$993,288	
Federal Transit										
5307 - Urbanized Area Formula Grants	\$25,309	\$25,309	\$26,000	\$26,000	\$14,000	\$14,000	\$14,000	\$14,000	\$79,309	
5309 - Fixed Guideway Capital Investment Grants		\$0		\$0		\$0		\$0	\$0	
5309b - New and Small Starts (Capital Investment Grants)		\$0		\$0		\$0		\$0	\$0	
5309c - Bus and Bus Related Grants		\$0		\$0		\$0		\$0	\$0	
5310 - Enhanced Mobility of Seniors and Individuals with Disabilities	\$3,530	\$3,530	\$0	\$0	\$0	\$0	\$0	\$0	\$3,530	
5311 - Formula Grants for Rural Areas	\$1,730	\$1,730	\$1,782	\$1,782	\$1,529	\$1,529	\$1,558	\$1,558	\$6,599	
5311f - Intercity Bus	\$729	\$729	\$600	\$600	\$600	\$600	\$600	\$600	\$2,529	
5337 - State of Good Repair Grants	\$1,000	\$1,030	\$1,000	\$1,000	\$200	\$0	\$0	\$0	\$2,030	
5339 - Bus and Bus Facilities Formula Grants	\$6,745	\$6,681	\$1,650	\$1,650	\$1,000	\$1,000	\$1,000	\$1,000	\$10,331	
FTA Transfer from Prior FTIP		\$0		\$0		\$0		\$0	\$0	
Other (See Appendix 4)	\$13,384	\$13,384	\$24,523	\$24,523	\$0	\$0	\$0	\$0	\$37,907	
Federal Transit Total	\$52,427	\$52,393	\$55,555	\$55,555	\$17,329	\$17,129	\$17,158	\$17,158	\$142,235	
Federal Highway										
Congestion Mitigation and Air Quality (CMAQ) Improvement Program		\$0		\$0		\$0		\$0	\$0	
Construction of Ferry Boats and Ferry Terminal Facilities (Ferry Boat Program)		\$0		\$0		\$0		\$0	\$0	
Coordinated Border Infrastructure Program		\$0		\$0		\$0		\$0	\$0	
Federal Lands Access Program	\$560	\$560	\$0	\$0	\$6,588	\$6,588	\$0	\$0	\$7,148	
Federal Lands Transportation Program		\$0		\$0		\$0		\$0	\$0	
GARVEE Bonds Debt Service Payments		\$0		\$0		\$0		\$0	\$0	
Highway Infrastructure Program (HIP)		\$0		\$0		\$0		\$0	\$0	
High Priority Projects (HPP) and Demo		\$0		\$0		\$0		\$0	\$0	
Highway Safety Improvement Program (HSIP)	\$930	\$930	\$415	\$415	\$0	\$0	\$0	\$0	\$1,345	
National Highway Freight Program (NHFP)		\$0	\$70,000	\$70,000	\$0	\$0	\$0	\$0	\$70,000	
Nationally Significant Freight and Highway Projects (FASTLANE/INFRA Grants)		\$0		\$0		\$0		\$0	\$0	
Railway-Highway Crossings Program		\$0		\$0		\$0		\$0	\$0	
Recreational Trails Program		\$0		\$0		\$0		\$0	\$0	
SAFETEA-LU Safe Routes to School (SRTS)		\$0		\$0		\$0		\$0	\$0	
Surface Transportation Block Grant Program (STBGP/RSTP)		\$0		\$0		\$0		\$0	\$0	
Tribal Transportation Program		\$0		\$0		\$0		\$0	\$0	
Carbon Reduction Program (CRP)	\$1,603	\$1,603	\$1,000	\$1,000	\$1,960	\$1,960	\$0	\$0	\$4,563	
Promoting Resilient Operations for Transformative (PROTECT)		\$3,240		\$0		\$0		\$0	\$3,240	
Other (see Appendix 5)	\$1,811	\$2,811	\$34,208	\$34,208	\$0	\$0	\$5,071	\$5,071	\$42,090	
Federal Highway Total	\$4,904	\$9,144	\$105,623	\$105,623	\$8,548	\$8,548	\$5,071	\$5,071	\$128,386	
Other Federal Railroad Administration (see Appendix 6)	\$0	\$0	\$0	\$0	\$0	\$0	\$0	\$0	\$0	
Federal Railroad Administration Total	\$0	\$0	\$0	\$0	\$0	\$0	\$0	\$0	\$0	
Federal Total	\$57,331	\$61,537	\$161,178	\$161,178	\$25,877	\$25,677	\$22,229	\$22,229	\$270,621	
Innovative Financing										
TIFIA (Transportation Infrastructure Finance and Innovation Act)	\$0	\$0	\$0	\$0	\$0	\$0	\$0	\$0	\$0	
Other (See Appendix 7)	\$0	\$0	\$0	\$0	\$0	\$0	\$0	\$0	\$0	
Innovative Financing Total	\$0	\$0	\$0	\$0	\$0	\$0	\$0	\$0	\$0	
REVENUE TOTAL	\$719,761	\$729,905	\$653,124	\$655,614	\$597,467	\$606,628	\$337,171	\$351,838	\$2,343,991	

TABLE 2: PROGRAMMED

Association of Monterey Bay Area Governments
 2025 Metropolitan Transportation Improvement Program
 Amendment 2
 (\$'s in 1,000)

Funding Source	FY 2025		FY 2026		FY 2027		FY 2028		CURRENT
	Amendment Prior No. 0	Current No. 2	Amendment Prior No. 0	Current No. 2	Amendment Prior No. 0	Current No. 2	Amendment Prior No. 0	Current No. 2	
Local									
Local Total	\$166,153	\$151,599	\$131,077	\$127,784	\$71,783	\$73,164	\$45,456	\$46,133	\$398,680
Regional									
Tolls	\$0	\$0	\$0	\$0	\$0	\$0	\$0	\$0	\$0
Bridge									
Corridor									
Regional Sales Tax									
Other (See Appendix A)	\$0	\$0	\$0	\$0	\$0	\$0	\$0	\$0	\$0
Regional Total	\$0	\$0	\$0	\$0	\$0	\$0	\$0	\$0	\$0
State									
State Highway Operations and Protection Program (SHOPP)	\$282,877	\$282,877	\$154,992	\$154,992	\$195,973	\$195,973	\$37,494	\$37,494	\$671,336
SHOPP	\$128,039	\$128,039	\$148,740	\$148,740	\$193,923	\$193,923	\$32,819	\$32,819	\$503,521
SHOPP Prior	\$150,360	\$150,360			\$0	\$0	\$0	\$0	\$150,360
State Minor Program	\$4,478	\$4,478	\$6,252	\$6,252	\$2,050	\$2,050	\$4,675	\$4,675	\$17,455
State Transportation Improvement Program (STIP)	\$62,488	\$62,488	\$0	\$0	\$15,646	\$15,646	\$0	\$0	\$78,134
STIP	\$36,089	\$36,089			\$0	\$0	\$0	\$0	\$51,735
STIP Prior	\$26,399	\$26,399			\$0	\$0	\$0	\$0	\$26,399
State Bond	\$0	\$2,591	\$0	\$0	\$0	\$0	\$0	\$0	\$2,591
Proposition 1A (High Speed Passenger Train Bond Program)		\$0		\$0		\$0		\$0	\$0
Proposition 1B (Highway Safety, Traffic Reduction, Air Quality, and Port Security Bond Act of 2006)		\$2,591		\$0		\$0		\$0	\$2,591
Active Transportation Program	\$11,460	\$11,460	\$32,456	\$34,106		\$550		\$5,754	\$51,870
Highway Maintenance (HM) Program		\$0		\$0		\$0		\$0	\$0
Highway Bridge Program (HBP)	\$9,725	\$27,272	\$4,890	\$9,023	\$14,714	\$22,144	\$1,596	\$9,832	\$68,271
Road Repair and Accountability Act of 2017 (SB1)	\$1,345	\$1,345	\$11,100	\$11,100	\$57,800	\$57,800	\$800	\$800	\$71,045
Traffic Congestion Relief Program (TCRP)		\$0		\$0		\$0		\$0	\$0
State Transit Assistance (STA)(e.g., population/revenue based, Prop 42)	\$500	\$500	\$600	\$600		\$0		\$0	\$1,100
Local Transportation Climate Adaptation Program (LTCAP)		\$0		\$0		\$0		\$0	\$0
Other (See Appendix B)	\$23,040	\$23,400	\$15,200	\$15,200	\$9,641	\$9,641	\$700	\$700	\$48,941
State Total	\$391,435	\$411,933	\$219,238	\$225,021	\$293,774	\$301,754	\$40,590	\$54,580	\$993,288
Federal Transit									
5307 - Urbanized Area Formula Grants	\$25,309	\$25,309	\$26,000	\$26,000	\$14,000	\$14,000	\$14,000	\$14,000	\$79,309
5309 - Fixed Guideway Capital Investment Grants		\$0		\$0		\$0		\$0	\$0
5309b - New and Small Starts (Capital Investment Grants)		\$0		\$0		\$0		\$0	\$0
5309c - Bus and Bus Related Grants		\$0		\$0		\$0		\$0	\$0
5310 - Enhanced Mobility of Seniors and Individuals with Disabilities	\$3,530	\$3,530		\$0		\$0		\$0	\$3,530
5311 - Formula Grants for Rural Areas	\$1,730	\$1,730	\$1,782	\$1,782	\$1,529	\$1,529	\$1,558	\$1,558	\$6,599
5311f - Intercity Bus	\$729	\$729	\$600	\$600	\$600	\$600	\$600	\$600	\$2,529
5337 - State of Good Repair Grants	\$1,000	\$1,030	\$1,000	\$1,000	\$200	\$0	\$0	\$0	\$2,030
5339 - Bus and Bus Facilities Formula Grants	\$6,745	\$6,681	\$1,650	\$1,650	\$1,000	\$1,000	\$1,000	\$1,000	\$10,331
FTA Transfer from Prior FTIP		\$0		\$0		\$0		\$0	\$0
Other (See Appendix C)	\$13,384	\$13,384	\$24,523	\$24,523	\$0	\$0	\$0	\$0	\$37,907
Federal Transit Total	\$52,427	\$52,393	\$55,555	\$55,555	\$17,329	\$17,129	\$17,158	\$17,158	\$142,235
Federal Highway									
Congestion Mitigation and Air Quality (CMAQ) Improvement Program		\$0		\$0		\$0		\$0	\$0
Construction of Ferry Boats and Ferry Terminal Facilities (Ferry Boat Program)		\$0		\$0		\$0		\$0	\$0
Coordinated Border Infrastructure Program		\$0		\$0		\$0		\$0	\$0
Federal Lands Access Program	\$560	\$560	\$0	\$0	\$6,588	\$6,588	\$0	\$0	\$7,148
Federal Lands Transportation Program		\$0		\$0		\$0		\$0	\$0
GARVEE Bonds Debt Service Payments		\$0		\$0		\$0		\$0	\$0
Highway Infrastructure Program (HIP)		\$0		\$0		\$0		\$0	\$0
High Priority Projects (HPP) and Demo		\$0		\$0		\$0		\$0	\$0
Highway Safety Improvement Program (HSIP)	\$930	\$930	\$415	\$415		\$0		\$0	\$1,345
National Highway Freight Program (NHFP)		\$0	\$70,000	\$70,000		\$0		\$0	\$70,000
Nationally Significant Freight and Highway Projects (FASTLANE/INFRA Grants)		\$0		\$0		\$0		\$0	\$0
Railway-Highway Crossings Program		\$0		\$0		\$0		\$0	\$0
Recreational Trails Program		\$0		\$0		\$0		\$0	\$0
SAFETEA-LU Safe Routes to School (SRTS)		\$0		\$0		\$0		\$0	\$0
Surface Transportation Block Grant Program (STBGP/RSTP)		\$0		\$0		\$0		\$0	\$0
Tribal Transportation Program		\$0		\$0		\$0		\$0	\$0
Carbon Reduction Program (CRP)	\$1,603	\$1,603	\$1,000	\$1,000	\$1,960	\$1,960	\$0	\$0	\$4,563
Promoting Resilient Operations for Transformative (PROTECT)		\$3,240		\$0		\$0		\$0	\$3,240
Other (see Appendix D)	\$1,811	\$2,811	\$34,208	\$34,208	\$0	\$0	\$5,071	\$5,071	\$42,090
Federal Highway Total	\$4,904	\$9,144	\$105,623	\$105,623	\$8,548	\$8,548	\$5,071	\$5,071	\$128,386
Federal Rail									
Other Federal Railroad Administration (see Appendix E)	\$0	\$0	\$0	\$0	\$0	\$0	\$0	\$0	\$0
Federal Railroad Administration Total	\$0	\$0	\$0	\$0	\$0	\$0	\$0	\$0	\$0
Federal Total	\$57,331	\$61,537	\$161,178	\$161,178	\$25,877	\$25,677	\$22,229	\$22,229	\$270,621
Innovative Finance									
TIFIA (Transportation Infrastructure Finance and Innovation Act)		\$0		\$0		\$0		\$0	\$0
Other (See Appendix F)	\$0	\$0	\$0	\$0	\$0	\$0	\$0	\$0	\$0
Innovative Financing Total	\$0	\$0	\$0	\$0	\$0	\$0	\$0	\$0	\$0
PROGRAMMED TOTAL	\$614,919	\$625,069	\$511,493	\$513,983	\$391,434	\$400,595	\$108,275	\$122,942	\$1,662,589

TABLE 3: REVENUE-PROGRAMMED

Association of Monterey Bay Area Governments
 2025 Metropolitan Transportation Improvement Program
 Amendment 2
 (\$'s in 1,000)

Funding Source	FY 2025		FY 2026		FY 2027		FY 2028		CURRENT
	Amendment		Amendment		Amendment		Amendment		
	Prior No. 0	Current No. 2	Prior No. 0	Current No. 2	Prior No. 0	Current No. 2	Prior No. 0	Current No. 2	
Local									
Local Total	\$104,842	\$104,836	\$141,631	\$141,631	\$206,033	\$206,033	\$228,896	\$228,896	\$681,396
Regional									
Tolls	\$0	\$0	\$0	\$0	\$0	\$0	\$0	\$0	\$0
Bridge	\$0	\$0	\$0	\$0	\$0	\$0	\$0	\$0	\$0
Corridor	\$0	\$0	\$0	\$0	\$0	\$0	\$0	\$0	\$0
Regional Sales Tax	\$0	\$0	\$0	\$0	\$0	\$0	\$0	\$0	\$0
Other	\$0	\$0	\$0	\$0	\$0	\$0	\$0	\$0	\$0
Regional Total	\$0	\$0	\$0	\$0	\$0	\$0	\$0	\$0	\$0
State									
<i>State Highway Operations and Protection Program (SHOPP)</i>									
SHOPP	\$0	\$0	\$0	\$0	\$0	\$0	\$0	\$0	\$0
SHOPP Prior	\$0	\$0	\$0	\$0	\$0	\$0	\$0	\$0	\$0
State Minor Program	\$0	\$0	\$0	\$0	\$0	\$0	\$0	\$0	\$0
<i>State Transportation Improvement Program (STIP)</i>									
STIP	\$0	\$0	\$0	\$0	\$0	\$0	\$0	\$0	\$0
STIP Prior	\$0	\$0	\$0	\$0	\$0	\$0	\$0	\$0	\$0
<i>State Bond</i>									
Proposition 1A (High Speed Passenger Train Bond Program)	\$0	\$0	\$0	\$0	\$0	\$0	\$0	\$0	\$0
Proposition 1B (Highway Safety, Traffic Reduction, Air Quality, and Port Security)	\$0	\$0	\$0	\$0	\$0	\$0	\$0	\$0	\$0
<i>Active Transportation Program</i>									
Highway Maintenance (HM) Program	\$0	\$0	\$0	\$0	\$0	\$0	\$0	\$0	\$0
Highway Bridge Program (HBP)	\$0	\$0	\$0	\$0	\$0	\$0	\$0	\$0	\$0
Road Repair and Accountability Act of 2017 (SB1)	\$0	\$0	\$0	\$0	\$0	\$0	\$0	\$0	\$0
Traffic Congestion Relief Program (TCRP)	\$0	\$0	\$0	\$0	\$0	\$0	\$0	\$0	\$0
State Transit Assistance (STA)(e.g., population/revenue based, Prop 4)	\$0	\$0	\$0	\$0	\$0	\$0	\$0	\$0	\$0
Other	\$0	\$0	\$0	\$0	\$0	\$0	\$0	\$0	\$0
State Total	\$0	\$0	\$0	\$0	\$0	\$0	\$0	\$0	\$0
Federal Transit									
5307 - Urbanized Area Formula Grants	\$0	\$0	\$0	\$0	\$0	\$0	\$0	\$0	\$0
5309 - Fixed Guideway Capital Investment Grants	\$0	\$0	\$0	\$0	\$0	\$0	\$0	\$0	\$0
5309b - New and Small Starts (Capital Investment Grants)	\$0	\$0	\$0	\$0	\$0	\$0	\$0	\$0	\$0
5309c - Bus and Bus Related Grants	\$0	\$0	\$0	\$0	\$0	\$0	\$0	\$0	\$0
5310 - Enhanced Mobility of Seniors and Individuals with Disabilities	\$0	\$0	\$0	\$0	\$0	\$0	\$0	\$0	\$0
5311 - Formula Grants for Rural Areas	\$0	\$0	\$0	\$0	\$0	\$0	\$0	\$0	\$0
5311f - Intercity Bus	\$0	\$0	\$0	\$0	\$0	\$0	\$0	\$0	\$0
5337 - State of Good Repair Grants	\$0	\$0	\$0	\$0	\$0	\$0	\$0	\$0	\$0
5339 - Bus and Bus Facilities Formula Grants	\$0	\$0	\$0	\$0	\$0	\$0	\$0	\$0	\$0
FTA Transfer from Prior FTIP	\$0	\$0	\$0	\$0	\$0	\$0	\$0	\$0	\$0
Other	\$0	\$0	\$0	\$0	\$0	\$0	\$0	\$0	\$0
Federal Transit Total	\$0	\$0	\$0	\$0	\$0	\$0	\$0	\$0	\$0
Federal Highway									
Congestion Mitigation and Air Quality (CMAQ) Improvement Program	\$0	\$0	\$0	\$0	\$0	\$0	\$0	\$0	\$0
Construction of Ferry Boats and Ferry Terminal Facilities (Ferry Boat Program)	\$0	\$0	\$0	\$0	\$0	\$0	\$0	\$0	\$0
Coordinated Border Infrastructure Program	\$0	\$0	\$0	\$0	\$0	\$0	\$0	\$0	\$0
Federal Lands Access Program	\$0	\$0	\$0	\$0	\$0	\$0	\$0	\$0	\$0
Federal Lands Transportation Program	\$0	\$0	\$0	\$0	\$0	\$0	\$0	\$0	\$0
GARVEE Bonds Debt Service Payments	\$0	\$0	\$0	\$0	\$0	\$0	\$0	\$0	\$0
Highway Infrastructure Program (HIP)	\$0	\$0	\$0	\$0	\$0	\$0	\$0	\$0	\$0
High Priority Projects (HPP) and Demo	\$0	\$0	\$0	\$0	\$0	\$0	\$0	\$0	\$0
Highway Safety Improvement Program (HSIP)	\$0	\$0	\$0	\$0	\$0	\$0	\$0	\$0	\$0
National Highway Freight Program (NHFP)	\$0	\$0	\$0	\$0	\$0	\$0	\$0	\$0	\$0
Nationally Significant Freight and Highway Projects (FASTLANE/INFRA Grant)	\$0	\$0	\$0	\$0	\$0	\$0	\$0	\$0	\$0
Railway-Highway Crossings Program	\$0	\$0	\$0	\$0	\$0	\$0	\$0	\$0	\$0
Recreational Trails Program	\$0	\$0	\$0	\$0	\$0	\$0	\$0	\$0	\$0
SAFETEA-LU Safe Routes to School (SRTS)	\$0	\$0	\$0	\$0	\$0	\$0	\$0	\$0	\$0
Surface Transportation Block Grant Program (STBGP/RSTP)	\$0	\$0	\$0	\$0	\$0	\$0	\$0	\$0	\$0
Tribal Transportation Program	\$0	\$0	\$0	\$0	\$0	\$0	\$0	\$0	\$0
Other	\$0	\$0	\$0	\$0	\$0	\$0	\$0	\$0	\$0
Federal Highway Total	\$0	\$0	\$0	\$0	\$0	\$0	\$0	\$0	\$0
Federal Rail									
Other Federal Railroad Administration	\$0	\$0	\$0	\$0	\$0	\$0	\$0	\$0	\$0
Federal Railroad Administration Total	\$0	\$0	\$0	\$0	\$0	\$0	\$0	\$0	\$0
Federal Total	\$0	\$0	\$0	\$0	\$0	\$0	\$0	\$0	\$0
Innovative Finance									
TIFIA (Transportation Infrastructure Finance and Innovation Act)	\$0	\$0	\$0	\$0	\$0	\$0	\$0	\$0	\$0
Other	\$0	\$0	\$0	\$0	\$0	\$0	\$0	\$0	\$0
Innovative Financing Total	\$0	\$0	\$0	\$0	\$0	\$0	\$0	\$0	\$0
REVENUE - PROGRAM TOTAL	\$104,842	\$104,836	\$141,631	\$141,631	\$206,033	\$206,033	\$228,896	\$228,896	\$681,396