



September 12, 2024

Kien Le, Office Chief
California Department of Transportation
Division of Financial Programming, MS 82
Office of Federal Programming and Data Management
P.O. Box 942873
Sacramento, CA 94273-0001

Attn.: Mr. Peter Kang

Re: Formal Amendment No. 17 to the FFY 2022-23 to FFY 2025-26 Monterey Bay Metropolitan Transportation Improvement Program (MTIP)

Dear Mr. Le:

The AMBAG Board of Directors approved Formal Amendment No. 17 to the FFY 2022-23 to FFY 2025-26 Monterey Bay Metropolitan Transportation Improvement Program (MTIP) on September 11, 2024 by adopting Resolution No. 2024-5 (**Attachment 1**). Please initiate the state and federal approval process for Formal Amendment No. 17.

Formal Amendment No. 17 to the FFY 2022-23 to FFY 2025-26 MTIP updates one (1) project, as listed in **Attachment 2**, Summary of Changes. The projects meet the general requirements for a project to be approved by the U.S. Department of Transportation as part of the MTIP:

1. Projects must be consistent with AMBAG's adopted Metropolitan Transportation Plan (MTP);
2. Projects must be financially constrained; and
3. Projects must satisfy public review requirements.

In accordance with the FAST Act, Formal Amendment No. 17 to the FFY 2022-23 to FFY 2025-26 MTIP is financially constrained to reasonably available resources and adequate public review opportunity was provided.

Projects included in Formal Amendment No. 17 to the FFY 2022-23 to FFY 2025-26 MTIP have been developed in accordance with all applicable transportation planning requirements per 23 CFR Part 450 and are expected to support the establishment and achievement of performance management targets.


The Monterey Bay region is designated as attainment for Federal air quality standards, therefore the changes proposed by this formal amendment are not subject to the requirement that an air quality conformity determination be made.

In addition to being available in CTIPS, programming pages for the projects included in Formal Amendment No. 17 to the FFY 2022-23 to FFY 2025-26 MTIP are also enclosed herewith for your reference (**Attachment 3**).

If you have any questions or comments, please contact Bhupendra Patel at (831) 264-5091 or bpatel@ambag.org.

Sincerely,

Maura F. Twomey
Executive Director



Attachments:

1. Attachment 1: Resolution No. 2024-5
2. Attachment 2: Summary of Changes
3. Attachment 3: Project Programming Pages

cc: (e-mail)

Jasmine Amanin, California Division, FHWA
Mervin Acebo, FTA Region IX
Karen Jimenez, SHOPP and FTIP Coordinator, District 5
Todd Muck, Executive Director, TAMC
Sarah Christensen, Executive Director, SCCRTC
Binu Abraham, Executive Director, SBtCOG
Corey Aldridge, CEO, METRO
Carl Sedoryk, General Manager, MST

**A RESOLUTION
OF THE BOARD OF DIRECTORS OF THE
ASSOCIATION OF MONTEREY BAY AREA GOVERNMENTS
ADOPTING FORMAL AMENDMENT NO. 17 TO THE MONTEREY BAY METROPOLITAN
TRANSPORTATION IMPROVEMENT PROGRAM (MTIP)
FFY 2022-23 to FFY 2025-26**

WHEREAS, the Association of Monterey Bay Area Governments has been designated by the Governor of the State of California as the Metropolitan Planning Organization (MPO) for the Monterey Bay area; and

WHEREAS, Title 23 Code of Federal Regulations, Part 450, and Title 49 Code of Federal Regulations, Part 613, require that in each urbanized area, as a condition to the receipt of Federal capital or operating assistance, the MPO carries out, in cooperation with State, local agencies and publicly owned operators of mass transportation services, a continuing, cooperative and comprehensive transportation planning process that results in plans and programs consistent with the comprehensively planned development of the urbanized area; and

WHEREAS, the Fixing America's Surface Transportation Act (FAST Act) calls for the development of at least a four-year Transportation Improvement Program (TIP), under direction of the MPO in cooperation with State and local officials, regional and local transit operators, and other affected transportation and regional planning and implementing agencies; and

WHEREAS, AMBAG has developed a four-year program of projects, consistent with AMBAG's *2045 Metropolitan Transportation Plan/Sustainable Communities Strategy*, the *2022 State Transportation Improvement Program*, the *2022 State Highway Operation and Protection Program*, and the area's Regional Transportation Improvement Programs and Short Range Transit Plans; and


WHEREAS, this document is financially constrained and prioritized by funding year, adding only those projects for which funding has been identified and committed in accordance with 23 CFR 450; and


WHEREAS, projects in Formal Amendment No. 17 satisfy the transportation conformity provisions of 40 CFR 93.122(g) and all applicable transportation planning requirements per 23 CFR Part 450 and are expected to support the establishment and achievement of performance management targets; and

WHEREAS, consultation with cognizant agencies was undertaken and the MTIP was considered with adequate opportunity for public review and comment, in accordance with 23 CFR 450:

NOW, THEREFORE, BE IT RESOLVED that the Board of Directors of the Association of Monterey Bay Area Governments does hereby approve and authorize the submission of Formal Amendment No. 17 to the *Monterey Bay Metropolitan Transportation Improvement Program FFY 2022-23 to FY 2025-26* to the appropriate Federal and State agencies.

PASSED AND ADOPTED this 11th day of September 2024.


Mary Ann Carbone, President


Maura F. Twomey, Executive Director

**Attachment 2
Summary of Changes**

**MTIP FFY 2022-23 to FFY 2025-26
Formal Amendment No. 17**

Project Number	Project Name	Change	Prior \$ (\$1,000)	New \$ (\$1,000)	% Change
GP TEA 24	Grouped Projects for Transportation Enhancement Activities	New grouped project listing.	\$0	\$681	100%

**MTIP FFY 2022-23 to FFY 2025-26
Formal Amendment No. 17**

MPO ID: GP TEA 24

CTIPS ID: 201-0000-0587

TITLE: Grouped Projects for Transportation Enhancement Activities

DESCRIPTION: Projects are consistent with 40 CFR Part 93.126 Exempt Table 2 category - Transportation enhancement activities (except rehabilitation and operation of historic transportation buildings, structures, or facilities).

COUNTY: Various Counties

IMPLEMENTING AGENCY: Various Agencies

Dollars in Thousands

Fund Category: Other Fed

Fund Type: Carbon Reduction Program (CRP)

Phase	PRIOR	22/23	23/24	24/25	25/26	FUTURE	TOTAL
PE	\$0	\$0	\$0	\$0	\$0	\$0	\$0
RW	\$0	\$0	\$0	\$0	\$0	\$0	\$0
CON	\$0	\$0	\$0	\$603	\$0	\$0	\$603
Total:	\$0	\$0	\$0	\$603	\$0	\$0	\$603

Fund Category: Local Funds

Fund Type: Agency

Phase	PRIOR	22/23	23/24	24/25	25/26	FUTURE	TOTAL
PE	\$0	\$0	\$0	\$0	\$0	\$0	\$0
RW	\$0	\$0	\$0	\$0	\$0	\$0	\$0
CON	\$0	\$0	\$0	\$78	\$0	\$0	\$78
Total:	\$0	\$0	\$0	\$78	\$0	\$0	\$78

Project Total:

Phase	PRIOR	22/23	23/24	24/25	25/26	FUTURE	TOTAL
PE	\$0	\$0	\$0	\$0	\$0	\$0	\$0
RW	\$0	\$0	\$0	\$0	\$0	\$0	\$0
CON	\$0	\$0	\$0	\$681	\$0	\$0	\$681
Total:	\$0	\$0	\$0	\$681	\$0	\$0	\$681

AMBAG MTIP: FFY 2022-23 to FFY 2025-26

Project Title: Grouped Projects for Transportation Enhancement Activities

Formal Amendment No. 17

MPO ID: GP TEA 24

CTIPS ID: 201-0000-0578

MTP ID: SC-VAR-P07-VAR

SN	Implementing Agency	Project Title	Project Description	PE	ROW	CON	TOTAL	Notes
1	City of Capitola	Capitola Community Center ZEV Infrastructure	The Capitola Community Center ZEV Infrastructure project is an essential project of a larger-scale renovation endeavor aimed at modernizing and enhancing the facility. The project includes the deployment of four 19.2 kW Level 2 chargers, strategically positioned to cater to the needs of EV users visiting or utilizing the Community Center.	\$0	\$0	\$181	\$181	CON: FFY 2024/25, \$160K Carbon Reduction Program funds and \$21K local agency funds
2	California State University, Monterey Bay	University Police Department Electric Vehicle and EV Charger	Purchase of a Chevy Bolt EV and Installation of a Level 2 Charger at Building 82-E for the University Police Department.	\$0	\$0	\$64	\$64	CON: FFY 2024/25, \$57K Carbon Reduction Program funds and \$7K local agency funds
3	City of King City	King City Electric Vehicle Charging Station Project	Purchase and installation of infrastructure and equipment for 11 electric vehicle charging stations at 4 locations in King City.	\$0	\$0	\$436	\$436	CON: FFY 2024/25, \$386K Carbon Reduction Program funds and \$50K local agency funds
TOTAL				\$0	\$0	\$681	\$681	

TABLE 1: REVENUE

Association of Monterey Bay Area Governments
 2023 Metropolitan Transportation Improvement Program
 Amendment 17
 (\$'s in 1,000)

Funding Source	4 YEAR (FTIP Period)								TOTAL CURRENT
	FY 2023		FY 2024		FY 2025		FY 2026		
	Amendment		Amendment		Amendment		Amendment		
	Prior No. 11	Current No. 17	Prior No. 11	Current No. 17	Prior No. 11	Current No. 17	Prior No. 11	Current No. 17	
Local									
Sales Tax	\$62,844	\$62,844	\$90,464	\$90,464	\$141,965	\$141,965	\$108,498	\$108,498	\$403,771
City	\$10,446	\$10,446	\$10,629	\$10,629	\$10,815	\$10,815	\$11,004	\$11,004	\$42,894
County	\$52,398	\$52,398	\$79,835	\$79,835	\$131,150	\$131,150	\$97,494	\$97,494	\$360,877
Gas Tax	\$58,307	\$58,307	\$58,900	\$58,900	\$59,504	\$59,504	\$60,118	\$60,118	\$236,829
Gas Tax (Subventions to Cities)		\$0		\$0		\$0		\$0	\$0
Gas Tax (Subventions to Counties)	\$58,307	\$58,307	\$58,900	\$58,900	\$59,504	\$59,504	\$60,118	\$60,118	\$236,829
Other Local Funds	\$49,588	\$49,588	\$50,725	\$50,731	\$54,585	\$54,585	\$52,973	\$52,973	\$207,877
County General Funds	\$27,859	\$27,859	\$28,881	\$28,881	\$32,411	\$32,411	\$30,737	\$30,737	\$119,888
City General Funds		\$0		\$0		\$0		\$0	\$0
Street Taxes and Developer Fees	\$11,103	\$11,103	\$11,297	\$11,303	\$11,495	\$11,495	\$11,696	\$11,696	\$45,597
RSTP Exchange funds	\$10,626	\$10,626	\$10,547	\$10,547	\$10,679	\$10,679	\$10,540	\$10,540	\$42,392
Transit	\$21,000	\$21,000	\$21,000	\$21,000	\$22,000	\$22,000	\$23,000	\$23,000	\$87,000
Transit Fares	\$21,000	\$21,000	\$21,000	\$21,000	\$22,000	\$22,000	\$23,000	\$23,000	\$87,000
Other (See Appendix 1)	\$65,329	\$65,329	\$81,929	\$82,099	\$93,254	\$96,662	\$81,786	\$84,014	\$328,104
Local Total	\$257,068	\$257,068	\$303,018	\$303,194	\$371,308	\$374,716	\$326,375	\$328,603	\$1,263,581
Regional									
Tolls	\$0	\$0	\$0	\$0	\$0	\$0	\$0	\$0	\$0
Bridge		\$0		\$0		\$0		\$0	\$0
Corridor		\$0		\$0		\$0		\$0	\$0
Regional Sales Tax		\$0		\$0		\$0		\$0	\$0
Other (See Appendix 2)	\$0	\$0	\$0	\$0	\$0	\$0	\$0	\$0	\$0
Regional Total	\$0	\$0	\$0	\$0	\$0	\$0	\$0	\$0	\$0
State									
State Highway Operations and Protection Program (SHOPP)	\$244,138	\$244,759	\$99,498	\$131,742	\$124,499	\$127,909	\$228,657	\$228,657	\$733,067
SHOPP	\$113,678	\$114,299	\$94,729	\$126,973	\$116,269	\$119,679	\$228,657	\$228,657	\$589,608
SHOPP Prior	\$127,607	\$127,607		\$0		\$0		\$0	\$127,607
State Minor Program	\$2,853	\$2,853	\$4,769	\$4,769	\$8,230	\$8,230			\$15,852
State Transportation Improvement Program (STIP)	\$141,691	\$141,691	\$0	\$0	\$0	\$0	\$23,516	\$23,516	\$165,207
STIP	\$38,677	\$38,677		\$0		\$0	\$23,516	\$23,516	\$62,193
STIP Prior	\$103,014	\$103,014		\$0		\$0		\$0	\$103,014
State Bond	\$0	\$0	\$0	\$0	\$0	\$0	\$0	\$0	\$0
Proposition 1A (High Speed Passenger Train Bond Program)		\$0		\$0		\$0		\$0	\$0
Proposition 1B (Highway Safety, Traffic Reduction, Air Quality, and Port Security Bond Act of 2006)		\$0		\$0		\$0		\$0	\$0
Active Transportation Program (ATP)	\$20,585	\$20,585	\$31,074	\$31,074	\$14,042	\$14,042	\$32,456	\$32,456	\$98,157
Highway Maintenance (HM) Program		\$0		\$0		\$0		\$0	\$0
Highway Bridge Program (HBP)	\$25,494	\$25,494	\$35,943	\$35,943	\$9,725	\$9,725	\$4,890	\$4,890	\$76,052
Road Repair and Accountability Act of 2017 (SB1)	\$97,702	\$97,702	\$906	\$906		\$0		\$0	\$98,608
Traffic Congestion Relief Program (TCRP)		\$0		\$0		\$0		\$0	\$0
State Transit Assistance (STA)[e.g., population/revenue based, Prop 42]	\$600	\$600	\$400	\$400	\$500	\$500	\$600	\$600	\$2,100
Other (See Appendix 3)	\$8,981	\$8,981	\$25,957	\$25,957	\$12,800	\$12,800	\$14,500	\$14,500	\$62,238
State Total	\$539,191	\$539,812	\$193,778	\$226,022	\$161,566	\$164,976	\$304,619	\$304,619	\$1,235,429
Federal Transit									
5307 - Urbanized Area Formula Grants	\$28,239	\$28,239	\$24,810	\$24,810	\$26,348	\$26,348	\$27,565	\$27,565	\$106,962
5309 - Fixed Guideway Capital Investment Grants		\$0		\$0		\$0		\$0	\$0
5309b - New and Small Starts (Capital Investment Grants)		\$0		\$0		\$0		\$0	\$0
5309c - Bus and Bus Related Grants		\$0		\$0		\$0		\$0	\$0
5310 - Enhanced Mobility of Seniors and Individuals with Disabilities	\$669	\$669	\$1,694	\$1,794	\$2,520	\$2,660	\$0	\$0	\$5,123
5311 - Formula Grants for Rural Areas	\$1,616	\$1,616	\$1,510	\$1,504	\$1,200	\$1,730	\$1,225	\$1,782	\$6,632
5311f - Intercity Bus	\$650	\$650	\$300	\$300	\$429	\$300	\$300	\$300	\$1,679
5337 - State of Good Repair Grants	\$1,010	\$1,010	\$1,000	\$1,000	\$1,000	\$1,000	\$1,000	\$1,000	\$4,010
5339 - Bus and Bus Facilities Formula Grants	\$1,663	\$1,663	\$1,752	\$1,752	\$640	\$5,511	\$650	\$650	\$9,576
FTA Transfer from Prior FTIP		\$0		\$0		\$0		\$0	\$0
Other (See Appendix 4)	\$663	\$663	\$23,382	\$23,382	\$11,085	\$11,384	\$11,085	\$24,523	\$59,952
Federal Transit Total	\$34,510	\$34,510	\$54,448	\$54,542	\$43,093	\$49,062	\$41,825	\$55,820	\$193,934
Federal Highway									
Congestion Mitigation and Air Quality (CMAQ) Improvement Program		\$0		\$0		\$0		\$0	\$0
Construction of Ferry Boats and Ferry Terminal Facilities (Ferry Boat Program)		\$0		\$0		\$0		\$0	\$0
Coordinated Border Infrastructure Program		\$0		\$0		\$0		\$0	\$0
Federal Lands Access Program		\$0	\$14,875	\$14,875		\$0		\$0	\$14,875
Federal Lands Transportation Program		\$0	\$17,718	\$17,718		\$0		\$0	\$17,718
GARVEE Bonds Debt Service Payments		\$0		\$0		\$0		\$0	\$0
Highway Infrastructure Program (HIP)	\$1,304	\$1,304		\$48		\$0		\$0	\$1,352
High Priority Projects (HPP) and Demo		\$0		\$0		\$0		\$0	\$0
Highway Safety Improvement Program (HSIP)		\$0	\$1,000	\$830	\$930	\$930	\$415	\$415	\$2,175
National Highway Freight Program (NHFP)	\$20,000	\$20,000		\$0		\$0		\$0	\$20,000
Nationally Significant Freight and Highway Projects (FASTLANE/INFRA Grants)		\$0		\$0		\$0		\$0	\$0
Railway-Highway Crossings Program		\$0		\$0		\$0		\$0	\$0
Recreational Trails Program		\$0		\$0		\$0		\$0	\$0
SAFETEA-LU Safe Routes to School (SRTS)		\$0		\$0		\$0		\$0	\$0
Surface Transportation Block Grant Program (STBGP/RSTP)		\$0		\$0		\$0		\$0	\$0
Tribal Transportation Program		\$0		\$0		\$0		\$0	\$0
Other (see Appendix 5)	\$4,766	\$4,766	\$1,500	\$1,500	\$1,811	\$3,414	\$6,013	\$7,013	\$16,693
Federal Highway Total	\$26,070	\$26,070	\$35,093	\$34,971	\$2,741	\$4,344	\$6,428	\$7,428	\$72,813
Other Federal Railroad Administration (see Appendix 6)	\$0	\$0	\$0	\$0	\$0	\$0	\$0	\$0	\$0
Federal Railroad Administration Total	\$0	\$0	\$0	\$0	\$0	\$0	\$0	\$0	\$0
Federal Total	\$60,580	\$60,580	\$89,541	\$89,513	\$45,834	\$53,406	\$48,253	\$63,248	\$266,747
Innovative Financing									
TIFIA (Transportation Infrastructure Finance and Innovation Act)	\$0	\$0		\$0		\$0		\$0	\$0
Other (See Appendix 7)	\$0	\$0	\$0	\$0	\$0	\$0	\$0	\$0	\$0
Innovative Financing Total	\$0	\$0	\$0	\$0	\$0	\$0	\$0	\$0	\$0
REVENUE TOTAL	\$856,839	\$857,460	\$586,337	\$618,729	\$578,708	\$593,098	\$679,247	\$696,470	\$2,765,757

TABLE 2: PROGRAMMED

Association of Monterey Bay Area Governments
 2023 Metropolitan Transportation Improvement Program
 Amendment 17
 (\$'s in 1,000)

Funding Source	FY 2023		FY 2024		FY 2025		FY 2026		CURRENT
	Amendment		Amendment		Amendment		Amendment		
	Prior No. 11	Current No. 17	Prior No. 11	Current No. 17	Prior No. 11	Current No. 17	Prior No. 11	Current No. 17	
Local									
Local Total	\$163,368	\$163,368	\$120,340	\$120,516	\$142,934	\$146,342	\$92,411	\$94,639	\$524,865
Regional									
Tolls	\$0	\$0	\$0	\$0	\$0	\$0	\$0	\$0	\$0
Bridge		\$0		\$0		\$0		\$0	\$0
Corridor		\$0		\$0		\$0		\$0	\$0
Regional Sales Tax		\$0		\$0		\$0		\$0	\$0
Other (See Appendix A)	\$0	\$0	\$0	\$0	\$0	\$0	\$0	\$0	\$0
Regional Total	\$0	\$0	\$0	\$0	\$0	\$0	\$0	\$0	\$0
State									
<i>State Highway Operations and Protection Program (SHOPP)</i>	<i>\$244,138</i>	<i>\$244,759</i>	<i>\$99,498</i>	<i>\$131,742</i>	<i>\$124,499</i>	<i>\$127,909</i>	<i>\$228,657</i>	<i>\$228,657</i>	<i>\$733,067</i>
SHOPP	\$113,678	\$114,299	\$94,729	\$126,973	\$116,269	\$119,679	\$228,657	\$228,657	\$589,608
SHOPP Prior	\$127,607	\$127,607		\$0		\$0		\$0	\$127,607
State Minor Program	\$2,853	\$2,853	\$4,769	\$4,769	\$8,230	\$8,230		\$0	\$15,852
<i>State Transportation Improvement Program (STIP)</i>	<i>\$141,691</i>	<i>\$141,691</i>	<i>\$0</i>	<i>\$0</i>	<i>\$0</i>	<i>\$0</i>	<i>\$23,516</i>	<i>\$23,516</i>	<i>\$165,207</i>
STIP	\$38,677	\$38,677		\$0		\$0	\$23,516	\$23,516	\$62,193
STIP Prior	\$103,014	\$103,014		\$0		\$0		\$0	\$103,014
State Bond	\$0	\$0	\$0	\$0	\$0	\$0	\$0	\$0	\$0
Proposition 1A (High Speed Passenger Train Bond Program)		\$0		\$0		\$0		\$0	\$0
Proposition 1B (Highway Safety, Traffic Reduction, Air Quality, and Port Security Bond Act of 2006)		\$0		\$0		\$0		\$0	\$0
Active Transportation Program	\$20,585	\$20,585	\$31,074	\$31,074	\$14,042	\$14,042	\$32,456	\$32,456	\$98,157
Highway Maintenance (HM) Program		\$0		\$0		\$0		\$0	\$0
Highway Bridge Program (HBP)	\$25,494	\$25,494	\$35,943	\$35,943	\$9,725	\$9,725	\$4,890	\$4,890	\$76,052
Road Repair and Accountability Act of 2017 (SB1)	\$97,702	\$97,702	\$906	\$906		\$0		\$0	\$98,608
Traffic Congestion Relief Program (TCRP)		\$0		\$0		\$0		\$0	\$0
State Transit Assistance (STA)(e.g., population/revenue based, Prop 42)	\$600	\$600	\$400	\$400	\$500	\$500	\$600	\$600	\$2,100
Other (See Appendix B)	\$8,981	\$8,981	\$25,957	\$25,957	\$12,800	\$12,800	\$14,500	\$14,500	\$62,238
State Total	\$539,191	\$539,812	\$193,778	\$226,022	\$161,566	\$164,976	\$304,619	\$304,619	\$1,235,429
Federal Transit									
5307 - Urbanized Area Formula Grants	\$28,239	\$28,239	\$24,810	\$24,810	\$26,348	\$26,348	\$27,565	\$27,565	\$106,962
5309 - Fixed Guideway Capital Investment Grants		\$0		\$0		\$0		\$0	\$0
5309b - New and Small Starts (Capital Investment Grants)		\$0		\$0		\$0		\$0	\$0
5309c - Bus and Bus Related Grants		\$0		\$0		\$0		\$0	\$0
5310 - Enhanced Mobility of Seniors and Individuals with Disabilities	\$669	\$669	\$1,694	\$1,794	\$2,520	\$2,660		\$0	\$5,123
5311 - Formula Grants for Rural Areas	\$1,616	\$1,616	\$1,510	\$1,504	\$1,200	\$1,730	\$1,225	\$1,782	\$6,632
5311f - Intercity Bus	\$650	\$650	\$300	\$300	\$300	\$429	\$300	\$300	\$1,679
5337 - State of Good Repair Grants	\$1,010	\$1,010	\$1,000	\$1,000	\$1,000	\$1,000	\$1,000	\$1,000	\$4,010
5339 - Bus and Bus Facilities Formula Grants	\$1,663	\$1,663	\$1,752	\$1,752	\$640	\$5,511	\$650	\$650	\$9,576
FTA Transfer from Prior FTIP		\$0		\$0		\$0		\$0	\$0
Other (See Appendix C)	\$663	\$663	\$23,382	\$23,382	\$11,085	\$11,384	\$11,085	\$24,523	\$59,952
Federal Transit Total	\$34,510	\$34,510	\$54,448	\$54,542	\$43,093	\$49,062	\$41,825	\$55,820	\$193,934
Federal Highway									
Congestion Mitigation and Air Quality (CMAQ) Improvement Program		\$0		\$0		\$0		\$0	\$0
Construction of Ferry Boats and Ferry Terminal Facilities (Ferry Boat Program)		\$0		\$0		\$0		\$0	\$0
Coordinated Border Infrastructure Program		\$0		\$0		\$0		\$0	\$0
Federal Lands Access Program		\$0	\$14,875	\$14,875		\$0		\$0	\$14,875
Federal Lands Transportation Program		\$0	\$17,718	\$17,718		\$0		\$0	\$17,718
GARVEE Bonds Debt Service Payments		\$0		\$0		\$0		\$0	\$0
Highway Infrastructure Program (HIP)	\$1,304	\$1,304		\$48		\$0		\$0	\$1,352
High Priority Projects (HPP) and Demo		\$0		\$0		\$0		\$0	\$0
Highway Safety Improvement Program (HSIP)		\$0	\$1,000	\$830	\$930	\$930	\$415	\$415	\$2,175
National Highway Freight Program (NHFP)	\$20,000	\$20,000		\$0		\$0		\$0	\$20,000
Nationally Significant Freight and Highway Projects (FASTLANE/INFRA Grants)		\$0		\$0		\$0		\$0	\$0
Railway-Highway Crossings Program		\$0		\$0		\$0		\$0	\$0
Recreational Trails Program		\$0		\$0		\$0		\$0	\$0
SAFETEA-LU Safe Routes to School (SRTS)		\$0		\$0		\$0		\$0	\$0
Surface Transportation Block Grant Program (STBGP/RSTP)		\$0		\$0		\$0		\$0	\$0
Tribal Transportation Program		\$0		\$0		\$0		\$0	\$0
Other (see Appendix D)	\$4,766	\$4,766	\$1,500	\$1,500	\$1,811	\$3,414	\$6,013	\$7,013	\$16,693
Federal Highway Total	\$26,070	\$26,070	\$35,093	\$34,971	\$2,741	\$4,344	\$6,428	\$7,428	\$72,813
Federal Rail									
Other Federal Railroad Administration (see Appendix E)	\$0	\$0	\$0	\$0	\$0	\$0	\$0	\$0	\$0
Federal Railroad Administration Total	\$0	\$0	\$0	\$0	\$0	\$0	\$0	\$0	\$0
Federal Total	\$60,580	\$60,580	\$89,541	\$89,513	\$45,834	\$53,406	\$48,253	\$63,248	\$266,747
Innovative Finance									
TIFIA (Transportation Infrastructure Finance and Innovation Act)		\$0		\$0		\$0		\$0	\$0
Other (See Appendix F)	\$0	\$0	\$0	\$0	\$0	\$0	\$0	\$0	\$0
Innovative Financing Total	\$0	\$0	\$0	\$0	\$0	\$0	\$0	\$0	\$0
PROGRAMMED TOTAL	\$763,139	\$763,760	\$403,659	\$436,051	\$350,334	\$364,724	\$445,283	\$462,506	\$2,027,041

TABLE 3: REVENUE-PROGRAMMED

Association of Monterey Bay Area Governments
 2023 Metropolitan Transportation Improvement Program
 Amendment 17
 (\$'s in 1,000)

Funding Source	FY 2023		FY 2024		FY 2025		FY 2026		CURRENT
	Amendment		Amendment		Amendment		Amendment		
	Prior No. 11	Current No. 17	Prior No. 11	Current No. 17	Prior No. 11	Current No. 17	Prior No. 11	Current No. 17	
Local									
Local Total	\$93,700	\$93,700	\$182,678	\$182,678	\$228,374	\$228,374	\$233,964	\$233,964	\$738,716
Regional									
Tolls	\$0	\$0	\$0	\$0	\$0	\$0	\$0	\$0	\$0
Bridge	\$0	\$0	\$0	\$0	\$0	\$0	\$0	\$0	\$0
Corridor	\$0	\$0	\$0	\$0	\$0	\$0	\$0	\$0	\$0
Regional Sales Tax	\$0	\$0	\$0	\$0	\$0	\$0	\$0	\$0	\$0
Other	\$0	\$0	\$0	\$0	\$0	\$0	\$0	\$0	\$0
Regional Total	\$0	\$0	\$0	\$0	\$0	\$0	\$0	\$0	\$0
State									
<i>State Highway Operations and Protection Program (SHOPP)</i>									
SHOPP	\$0	\$0	\$0	\$0	\$0	\$0	\$0	\$0	\$0
SHOPP Prior	\$0	\$0	\$0	\$0	\$0	\$0	\$0	\$0	\$0
State Minor Program	\$0	\$0	\$0	\$0	\$0	\$0	\$0	\$0	\$0
<i>State Transportation Improvement Program (STIP)</i>									
STIP	\$0	\$0	\$0	\$0	\$0	\$0	\$0	\$0	\$0
STIP Prior	\$0	\$0	\$0	\$0	\$0	\$0	\$0	\$0	\$0
<i>State Bond</i>									
Proposition 1A (High Speed Passenger Train Bond Program)	\$0	\$0	\$0	\$0	\$0	\$0	\$0	\$0	\$0
Proposition 1B (Highway Safety, Traffic Reduction, Air Quality, and Port Security)	\$0	\$0	\$0	\$0	\$0	\$0	\$0	\$0	\$0
<i>Active Transportation Program</i>									
Highway Maintenance (HM) Program	\$0	\$0	\$0	\$0	\$0	\$0	\$0	\$0	\$0
Highway Bridge Program (HBP)	\$0	\$0	\$0	\$0	\$0	\$0	\$0	\$0	\$0
Road Repair and Accountability Act of 2017 (SB1)	\$0	\$0	\$0	\$0	\$0	\$0	\$0	\$0	\$0
Traffic Congestion Relief Program (TCRP)	\$0	\$0	\$0	\$0	\$0	\$0	\$0	\$0	\$0
State Transit Assistance (STA)(e.g., population/revenue based, Prop 4)	\$0	\$0	\$0	\$0	\$0	\$0	\$0	\$0	\$0
Other	\$0	\$0	\$0	\$0	\$0	\$0	\$0	\$0	\$0
State Total	\$0	\$0	\$0	\$0	\$0	\$0	\$0	\$0	\$0
Federal Transit									
5307 - Urbanized Area Formula Grants	\$0	\$0	\$0	\$0	\$0	\$0	\$0	\$0	\$0
5309 - Fixed Guideway Capital Investment Grants	\$0	\$0	\$0	\$0	\$0	\$0	\$0	\$0	\$0
5309b - New and Small Starts (Capital Investment Grants)	\$0	\$0	\$0	\$0	\$0	\$0	\$0	\$0	\$0
5309c - Bus and Bus Related Grants	\$0	\$0	\$0	\$0	\$0	\$0	\$0	\$0	\$0
5310 - Enhanced Mobility of Seniors and Individuals with Disabilities	\$0	\$0	\$0	\$0	\$0	\$0	\$0	\$0	\$0
5311 - Formula Grants for Rural Areas	\$0	\$0	\$0	\$0	\$0	\$0	\$0	\$0	\$0
5311f - Intercity Bus	\$0	\$0	\$0	\$0	\$0	\$0	\$0	\$0	\$0
5337 - State of Good Repair Grants	\$0	\$0	\$0	\$0	\$0	\$0	\$0	\$0	\$0
5339 - Bus and Bus Facilities Formula Grants	\$0	\$0	\$0	\$0	\$0	\$0	\$0	\$0	\$0
FTA Transfer from Prior FTIP	\$0	\$0	\$0	\$0	\$0	\$0	\$0	\$0	\$0
Other	\$0	\$0	\$0	\$0	\$0	\$0	\$0	\$0	\$0
Federal Transit Total	\$0	\$0	\$0	\$0	\$0	\$0	\$0	\$0	\$0
Federal Highway									
Congestion Mitigation and Air Quality (CMAQ) Improvement Program	\$0	\$0	\$0	\$0	\$0	\$0	\$0	\$0	\$0
Construction of Ferry Boats and Ferry Terminal Facilities (Ferry Boat Program)	\$0	\$0	\$0	\$0	\$0	\$0	\$0	\$0	\$0
Coordinated Border Infrastructure Program	\$0	\$0	\$0	\$0	\$0	\$0	\$0	\$0	\$0
Federal Lands Access Program	\$0	\$0	\$0	\$0	\$0	\$0	\$0	\$0	\$0
Federal Lands Transportation Program	\$0	\$0	\$0	\$0	\$0	\$0	\$0	\$0	\$0
GARVEE Bonds Debt Service Payments	\$0	\$0	\$0	\$0	\$0	\$0	\$0	\$0	\$0
Highway Infrastructure Program (HIP)	\$0	\$0	\$0	\$0	\$0	\$0	\$0	\$0	\$0
High Priority Projects (HPP) and Demo	\$0	\$0	\$0	\$0	\$0	\$0	\$0	\$0	\$0
Highway Safety Improvement Program (HSIP)	\$0	\$0	\$0	\$0	\$0	\$0	\$0	\$0	\$0
National Highway Freight Program (NHFP)	\$0	\$0	\$0	\$0	\$0	\$0	\$0	\$0	\$0
Nationally Significant Freight and Highway Projects (FASTLANE/INFRA Grant)	\$0	\$0	\$0	\$0	\$0	\$0	\$0	\$0	\$0
Railway-Highway Crossings Program	\$0	\$0	\$0	\$0	\$0	\$0	\$0	\$0	\$0
Recreational Trails Program	\$0	\$0	\$0	\$0	\$0	\$0	\$0	\$0	\$0
SAFETEA-LU Safe Routes to School (SRTS)	\$0	\$0	\$0	\$0	\$0	\$0	\$0	\$0	\$0
Surface Transportation Block Grant Program (STBGP/RSTP)	\$0	\$0	\$0	\$0	\$0	\$0	\$0	\$0	\$0
Tribal Transportation Program	\$0	\$0	\$0	\$0	\$0	\$0	\$0	\$0	\$0
Other	\$0	\$0	\$0	\$0	\$0	\$0	\$0	\$0	\$0
Federal Highway Total	\$0	\$0	\$0	\$0	\$0	\$0	\$0	\$0	\$0
Federal Rail									
Other Federal Railroad Administration	\$0	\$0	\$0	\$0	\$0	\$0	\$0	\$0	\$0
Federal Railroad Administration Total	\$0	\$0	\$0	\$0	\$0	\$0	\$0	\$0	\$0
Federal Total	\$0	\$0	\$0	\$0	\$0	\$0	\$0	\$0	\$0
Innovative Finance									
TIFIA (Transportation Infrastructure Finance and Innovation Act)	\$0	\$0	\$0	\$0	\$0	\$0	\$0	\$0	\$0
Other	\$0	\$0	\$0	\$0	\$0	\$0	\$0	\$0	\$0
Innovative Financing Total	\$0	\$0	\$0	\$0	\$0	\$0	\$0	\$0	\$0
REVENUE - PROGRAM TOTAL	\$93,700	\$93,700	\$182,678	\$182,678	\$228,374	\$228,374	\$233,964	\$233,964	\$738,716