



May 9, 2024

Kien Le, Office Chief
California Department of Transportation
Division of Financial Programming, MS 82
Office of Federal Programming and Data Management
P.O. Box 942873
Sacramento, CA 94273-0001

Attn.: Mr. Peter Kang

Re: Formal Amendment No. 11 to the FFY 2022-23 to FFY 2025-26 Monterey Bay Metropolitan Transportation Improvement Program (MTIP)

Dear Mr. Le:

The AMBAG Board of Directors approved Formal Amendment No. 11 to the FFY 2022-23 to FFY 2025-26 Monterey Bay Metropolitan Transportation Improvement Program (MTIP) on May 8, 2024 by adopting Resolution No. 2024-3 (**Attachment 1**). Please initiate the state and federal approval process for Formal Amendment No. 11.

Formal Amendment No. 11 to the FFY 2022-23 to FFY 2025-26 MTIP updates three (3) projects, as listed in **Attachment 2**, Summary of Changes. The projects meet the general requirements for a project to be approved by the U.S. Department of Transportation as part of the MTIP:

1. Projects must be consistent with AMBAG's adopted Metropolitan Transportation Plan (MTP);
2. Projects must be financially constrained; and
3. Projects must satisfy public review requirements.

In accordance with the FAST Act, Formal Amendment No. 11 to the FFY 2022-23 to FFY 2025-26 MTIP is financially constrained to reasonably available resources and adequate public review opportunity was provided.


Projects included in Formal Amendment No. 11 to the FFY 2022-23 to FFY 2025-26 MTIP have been developed in accordance with all applicable transportation planning requirements per 23 CFR Part 450 and are expected to support the establishment and achievement of performance management targets.

The Monterey Bay region is designated as attainment for Federal air quality standards, therefore the changes proposed by this formal amendment are not subject to the requirement that an air quality conformity determination be made.

In addition to being available in CTIPS, programming pages for the projects included in Formal Amendment No. 11 to the FFY 2022-23 to FFY 2025-26 MTIP are also enclosed herewith for your reference (**Attachment 3**).

If you have any questions or comments, please contact Bhupendra Patel at (831) 264-5091 or bpatel@ambag.org.

Sincerely,



Maura F. Twomey
Executive Director

Attachments:

1. Attachment 1: Resolution No. 2024-3
2. Attachment 2: Summary of Changes
3. Attachment 3: Project Programming Pages

cc: (e-mail)

Jasmine Amanin, California Division, FHWA
Mervin Acebo, FTA Region IX
Karen Jimenez, SHOPP and FTIP Coordinator, District 5
Todd Muck, Executive Director, TAMC
Mitch Weiss, Interim Executive Director, SCCRTC
Binu Abraham, Executive Director, SBtCOG
Corey Aldridge, CEO, METRO
Carl Sedoryk, General Manager, MST

**A RESOLUTION
OF THE BOARD OF DIRECTORS OF THE
ASSOCIATION OF MONTEREY BAY AREA GOVERNMENTS
ADOPTING FORMAL AMENDMENT NO. 11 TO THE MONTEREY BAY METROPOLITAN
TRANSPORTATION IMPROVEMENT PROGRAM (MTIP)
FFY 2022-23 to FFY 2025-26**

WHEREAS, the Association of Monterey Bay Area Governments has been designated by the Governor of the State of California as the Metropolitan Planning Organization (MPO) for the Monterey Bay area; and

WHEREAS, Title 23 Code of Federal Regulations, Part 450, and Title 49 Code of Federal Regulations, Part 613, require that in each urbanized area, as a condition to the receipt of Federal capital or operating assistance, the MPO carries out, in cooperation with State, local agencies and publicly owned operators of mass transportation services, a continuing, cooperative and comprehensive transportation planning process that results in plans and programs consistent with the comprehensively planned development of the urbanized area; and

WHEREAS, the Fixing America's Surface Transportation Act (FAST Act) calls for the development of at least a four-year Transportation Improvement Program (TIP), under direction of the MPO in cooperation with State and local officials, regional and local transit operators, and other affected transportation and regional planning and implementing agencies; and

WHEREAS, AMBAG has developed a four-year program of projects, consistent with AMBAG's *2045 Metropolitan Transportation Plan/Sustainable Communities Strategy*, the *2022 State Transportation Improvement Program*, the *2022 State Highway Operation and Protection Program*, and the area's Regional Transportation Improvement Programs and Short Range Transit Plans; and

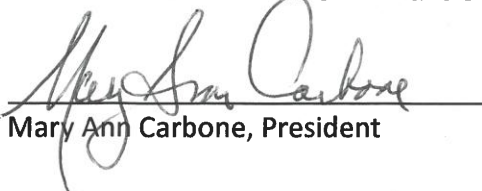
WHEREAS, this document is financially constrained and prioritized by funding year, adding only those projects for which funding has been identified and committed in accordance with 23 CFR 450; and


WHEREAS, projects in Formal Amendment No. 11 satisfy the transportation conformity provisions of 40 CFR 93.122(g) and all applicable transportation planning requirements per 23 CFR Part 450 and are expected to support the establishment and achievement of performance management targets; and

WHEREAS, consultation with cognizant agencies was undertaken and the MTIP was considered with adequate opportunity for public review and comment, in accordance with 23 CFR 450:

NOW, THEREFORE, BE IT RESOLVED that the Board of Directors of the Association of Monterey Bay Area Governments does hereby approve and authorize the submission of Formal Amendment No. 11 to the *Monterey Bay Metropolitan Transportation Improvement Program FFY 2022-23 to FY 2025-26* to the appropriate Federal and State agencies.

PASSED AND ADOPTED this 8th day of May 2024.


Mary Ann Carbone, President


Maura F. Twomey, Executive Director

**Attachment 2
Summary of Changes**

**MTIP FFY 2022-23 to FFY 2025-26
Formal Amendment No. 11**

Project Number	Project Name	Change	Prior \$ (\$1,000)	New \$ (\$1,000)	% Change
MYC023M	Davis Road Bridge Replacement	Highway Bridge Program - State funding: PE: Add \$303K in FFY 2025/26 (was \$0); ROW: Add \$1,138K in FFY 2023/24 (was \$0). Local match funds: PE: Add \$75K in FFY 2025/26 (was \$0); ROW: Add \$147K in FFY 2023/24 (was \$0); CON: Add \$2,336K in FFY 24/25 (was \$3,935K); Local AC funds, CON: Add \$18,026K in FFY 2024/25 (was \$30,375K)	\$34,310	\$56,336	64%
MYCG126M	Pajaro to Prunedale G12 Corridor Project, Segment 6 - Phase 2	New project. MTP ID: MON-MYC181-UM	\$0	\$1,811	100%
SC152CSCT	Watsonville 152 CAPM	New Project. MTP ID: SC-CT-P61-CT	\$0	\$3,423	100%

**MTIP FFY 2022-23 to FFY 2025-26
Formal Amendment No. 11**

MPO ID: MYC023M

CTIPS ID: 201-0000-0568

MTP ID: MON-MYC307-UM

TITLE: Davis Road Bridge Replacement

DESCRIPTION: Bridge No. 44C0068, Davis Road, over Salinas River, 0.4 MI E Reservation Road. The existing narrow two lane bridge will be replaced with a longer four-lane bridge. The new bridge will be elevated to allow year around crossing over Salinas River.

COUNTY: Monterey County

SYSTEM: Local Highway System

IMPLEMENTING AGENCY: Caltrans

PRJ MGR: Carla Yu

PHONE: (805) 549-3749

Dollars in Thousands

Fund Category: Highway Bridge Program - State

Fund Type: Bridge - State (HBRR)

	PRIOR	22/23	23/24	24/25	25/26	FUTURE	TOTAL
PE	\$4,749	\$0	\$0	\$0	\$303	\$0	\$5,052
RW	\$2,111	\$0	\$1,138	\$0	\$0	\$0	\$3,249
CON	\$0	\$0	\$0	\$0	\$0	\$48,401	\$48,401
Total:	\$6,860	\$0	\$1,138	\$0	\$303	\$48,401	\$56,702

Fund Category: Local Funds

Fund Type: Agency

	PRIOR	22/23	23/24	24/25	25/26	FUTURE	TOTAL
PE	\$1,187	\$0	\$0	\$0	\$76	\$0	\$1,263
RW	\$273	\$0	\$147	\$0	\$0	\$0	\$420
CON	\$0	\$0	\$0	\$6,271	\$0	\$0	\$6,271
Total:	\$1,461	\$0	\$147	\$6,271	\$76	\$0	\$7,955

Fund Category: Local Funds

Fund Type: Local Transportation Funds - Advance Construction

	PRIOR	22/23	23/24	24/25	25/26	FUTURE	TOTAL
PE	\$0	\$0	\$0	\$0	\$0	\$0	\$0
RW	\$0	\$0	\$0	\$0	\$0	\$0	\$0
CON	\$0	\$0	\$0	\$48,401	\$0	-\$48,401	\$0
Total:	\$0	\$0	\$0	\$48,401	\$0	-\$48,401	\$0

Project Total:

	PRIOR	22/23	23/24	24/25	25/26	FUTURE	TOTAL
PE	\$5,936	\$0	\$0	\$0	\$379	\$0	\$6,315
RW	\$2,384	\$0	\$1,285	\$0	\$0	\$0	\$3,669
CON	\$0	\$0	\$0	\$54,672	\$0	\$0	\$54,672
Total:	\$8,320	\$0	\$1,285	\$54,672	\$379	\$0	\$64,656

**MTIP FFY 2022-23 to FFY 2025-26
Formal Amendment No. 11**

MPO ID: MYCG126M
CTIPS ID: 201-0000-0584
MTP ID: MON-MYC181-UM

TITLE: Pajaro to Prunedale G12 Corridor Project, Segment 6 - Phase 2

DESCRIPTION: Segment 6 is the northernmost segment of G12 that acts as the main street of Pajaro and runs adjacent to the future Pajaro/Watsonville Multimodal Train Station project site. Phase 2 is a 1.0 mile long segment extending north along Salinas Road from the junction of Salinas Road and Elkhorn Road through the unincorporated community of Pajaro, terminating at Railroad Avenue. The project will reduce four lanes to two to install Class II bike lanes and 3 ft buffer where feasible; install a raised median; install rectangular rapid-flashing beacons; fill sidewalk gaps; install splitter island on minor road approaches; and install dynamic speed warning signs.

COUNTY: Monterey County
SYSTEM: Local Highway System
IMPLEMENTING AGENCY: Monterey County
PRJ MGR: Chad Alinio
PHONE: (831) 755-4937

Dollars in Thousands

Fund Category: Federal Disc.
Fund Type: 2023 Appropriations Earmarks

	PRIOR	22/23	23/24	24/25	25/26	FUTURE	TOTAL
PE	\$0	\$0	\$0	\$0	\$0	\$0	\$0
RW	\$0	\$0		\$0	\$0	\$0	\$0
CON	\$0	\$0	\$0	\$1,811	\$0	\$0	\$1,811
Total:	\$0	\$0	\$0	\$1,811	\$0	\$0	\$1,811

**MTIP FFY 2022-23 to FFY 2025-26
Formal Amendment No. 11**

MPO ID: SC152CSCT
CTIPS ID: 201-0000-0585
CT Project ID: 0521000170
MTP ID: SC-CT-P61-CT
TITLE: Watsonville 152 CAPM

DESCRIPTION: In and near Watsonville, from Route 1 to 0.5 mile east of Carlton Road. Construct complete street improvements, rehabilitate pavement, rehabilitate drainage systems, replace bridge, and upgrade guardrail and facilities to Americans with Disabilities Act (ADA) standards. (Long Lead Project)

Route: 152
PM: T0.310 / 4.140
COUNTY: Santa Cruz County
SYSTEM: State Highway System
IMPLEMENTING AGENCY: Caltrans
PRJ MGR: Madilyn Jacobsen
PHONE: (805) 835-6328

Dollars in Thousands

Fund Category: SHOPP - Complete Streets
Fund Type: National Highway System

Phase	PRIOR	22/23	23/24	24/25	25/26	FUTURE	TOTAL
PE	\$0	\$0	\$0	\$3,423	\$0	\$5,205	\$8,628
RW	\$0	\$0	\$0	\$0	\$0	\$393	\$393
CON	\$0	\$0	\$0	\$0	\$0	\$35,693	\$35,693
Total:	\$0	\$0	\$0	\$3,423	\$0	\$41,291	\$44,714

TABLE 1: REVENUE

Association of Monterey Bay Area Governments
 2023 Metropolitan Transportation Improvement Program
 Amendment 11
 (\$'s in 1,000)

Funding Source	4 YEAR (FTIP Period)								TOTAL CURRENT
	FY 2023		FY 2024		FY 2025		FY 2026		
	Amendment Prior No. 09	Current No. 11	Amendment Prior No. 09	Current No. 11	Amendment Prior No. 09	Current No. 11	Amendment Prior No. 09	Current No. 11	
Local									
Sales Tax	\$62,558	\$62,844	\$85,650	\$90,464	\$140,921	\$141,965	\$107,454	\$108,498	\$403,771
City	\$10,446	\$10,446	\$10,629	\$10,629	\$10,815	\$10,815	\$11,004	\$11,004	\$42,894
County	\$52,112	\$52,398	\$75,021	\$79,835	\$130,106	\$131,150	\$96,450	\$97,494	\$360,877
Gas Tax	\$58,307	\$58,307	\$58,900	\$58,900	\$59,504	\$59,504	\$60,118	\$60,118	\$236,829
Gas Tax (Subventions to Cities)		\$0		\$0		\$0		\$0	\$0
Gas Tax (Subventions to Counties)	\$58,307	\$58,307	\$58,900	\$58,900	\$59,504	\$59,504	\$60,118	\$60,118	\$236,829
Other Local Funds	\$49,588	\$49,588	\$50,578	\$50,725	\$51,965	\$54,585	\$52,614	\$52,973	\$207,871
County General Funds	\$27,859	\$27,859	\$28,734	\$28,881	\$29,791	\$32,411	\$30,378	\$30,737	\$119,888
City General Funds		\$0		\$0		\$0		\$0	\$0
Street Taxes and Developer Fees	\$11,103	\$11,103	\$11,297	\$11,297	\$11,495	\$11,495	\$11,696	\$11,696	\$45,591
RSTP Exchange funds	\$10,626	\$10,626	\$10,547	\$10,547	\$10,679	\$10,679	\$10,540	\$10,540	\$42,392
Transit	\$21,000	\$21,000	\$21,000	\$21,000	\$22,000	\$22,000	\$23,000	\$23,000	\$87,000
Transit Fares	\$21,000	\$21,000	\$21,000	\$21,000	\$22,000	\$22,000	\$23,000	\$23,000	\$87,000
Other (See Appendix 1)	\$65,329	\$65,329	\$81,929	\$81,929	\$75,228	\$93,254	\$81,786	\$81,786	\$322,298
Local Total	\$256,782	\$257,068	\$298,057	\$303,018	\$349,618	\$371,308	\$324,972	\$326,375	\$1,257,769
Regional									
Tolls	\$0	\$0	\$0	\$0	\$0	\$0	\$0	\$0	\$0
Bridge		\$0		\$0		\$0		\$0	\$0
Corridor		\$0		\$0		\$0		\$0	\$0
Regional Sales Tax		\$0		\$0		\$0		\$0	\$0
Other (See Appendix 2)	\$0	\$0	\$0	\$0	\$0	\$0	\$0	\$0	\$0
Regional Total	\$0	\$0	\$0	\$0	\$0	\$0	\$0	\$0	\$0
State									
State Highway Operations and Protection Program (SHOPP)	\$244,138	\$244,138	\$91,124	\$99,498	\$89,405	\$124,499	\$224,712	\$228,657	\$696,792
SHOPP	\$113,678	\$113,678	\$86,355	\$94,729	\$81,175	\$116,269	\$224,712	\$228,657	\$553,333
SHOPP Prior	\$127,607	\$127,607		\$0		\$0		\$0	\$127,607
State Minor Program	\$2,853	\$2,853	\$4,769	\$4,769	\$8,230	\$8,230			\$15,852
State Transportation Improvement Program (STIP)	\$141,691	\$141,691	\$0	\$0	\$0	\$0	\$23,516	\$23,516	\$165,207
STIP	\$38,677	\$38,677		\$0		\$0	\$23,516	\$23,516	\$62,193
STIP Prior	\$103,014	\$103,014		\$0		\$0		\$0	\$103,014
State Bond	\$0	\$0	\$0	\$0	\$0	\$0	\$0	\$0	\$0
Proposition 1A (High Speed Passenger Train Bond Program)		\$0		\$0		\$0		\$0	\$0
Proposition 1B (Highway Safety, Traffic Reduction, Air Quality, and Port Security Bond Act of 2006)		\$0		\$0		\$0		\$0	\$0
Active Transportation Program (ATP)	\$20,585	\$20,585	\$31,074	\$31,074	\$14,042	\$14,042	\$32,456	\$32,456	\$98,157
Highway Maintenance (HM) Program		\$0		\$0		\$0		\$0	\$0
Highway Bridge Program (HBP)	\$25,494	\$25,494	\$40,151	\$35,943	\$6,004	\$9,725	\$2,963	\$4,890	\$76,052
Road Repair and Accountability Act of 2017 (SB1)	\$97,702	\$97,702	\$906	\$906		\$0		\$0	\$98,608
Traffic Congestion Relief Program (TCRP)		\$0		\$0		\$0		\$0	\$0
State Transit Assistance (STA)[e.g., population/revenue based, Prop 42]	\$600	\$600	\$400	\$400	\$500	\$500	\$600	\$600	\$2,100
Other (See Appendix 3)	\$8,981	\$8,981	\$25,957	\$25,957	\$12,800	\$12,800	\$14,500	\$14,500	\$62,238
State Total	\$539,191	\$539,191	\$189,612	\$193,778	\$122,751	\$161,566	\$298,747	\$304,619	\$1,199,154
Federal Transit									
5307 - Urbanized Area Formula Grants	\$28,239	\$28,239	\$24,810	\$24,810	\$26,348	\$26,348	\$27,565	\$27,565	\$106,962
5309 - Fixed Guideway Capital Investment Grants		\$0		\$0		\$0		\$0	\$0
5309b - New and Small Starts (Capital Investment Grants)		\$0		\$0		\$0		\$0	\$0
5309c - Bus and Bus Related Grants		\$0		\$0		\$0		\$0	\$0
5310 - Enhanced Mobility of Seniors and Individuals with Disabilities	\$669	\$669	\$0	\$1,694		\$2,520		\$0	\$4,883
5311 - Formula Grants for Rural Areas	\$1,616	\$1,616	\$1,510	\$1,510	\$1,200	\$1,200	\$1,225	\$1,225	\$5,551
5311f - Intercity Bus	\$650	\$650	\$300	\$300	\$300	\$300	\$300	\$300	\$1,550
5337 - State of Good Repair Grants	\$1,010	\$1,010	\$1,000	\$1,000	\$1,000	\$1,000	\$1,000	\$1,000	\$4,010
5339 - Bus and Bus Facilities Formula Grants	\$1,663	\$1,663	\$1,752	\$1,752	\$640	\$640	\$650	\$650	\$4,705
FTA Transfer from Prior FTIP		\$0		\$0		\$0		\$0	\$0
Other (See Appendix 4)	\$663	\$663	\$23,382	\$23,382	\$11,000	\$11,085	\$11,069	\$11,085	\$46,215
Federal Transit Total	\$34,510	\$34,510	\$52,754	\$54,448	\$40,488	\$43,093	\$41,809	\$41,825	\$173,876
Federal Highway									
Congestion Mitigation and Air Quality (CMAQ) Improvement Program		\$0		\$0		\$0		\$0	\$0
Construction of Ferry Boats and Ferry Terminal Facilities (Ferry Boat Program)		\$0		\$0		\$0		\$0	\$0
Coordinated Border Infrastructure Program		\$0		\$0		\$0		\$0	\$0
Federal Lands Access Program		\$0	\$14,875	\$14,875		\$0		\$0	\$14,875
Federal Lands Transportation Program		\$0	\$17,718	\$17,718		\$0		\$0	\$17,718
GARVEE Bonds Debt Service Payments		\$0		\$0		\$0		\$0	\$0
Highway Infrastructure Program (HIP)	\$1,304	\$1,304		\$0		\$0		\$0	\$1,304
High Priority Projects (HPP) and Demo		\$0		\$0		\$0		\$0	\$0
Highway Safety Improvement Program (HSIP)		\$0	\$1,000	\$1,000	\$930	\$930	\$415	\$415	\$2,345
National Highway Freight Program (NHFP)	\$20,000	\$20,000		\$0		\$0		\$0	\$20,000
Nationally Significant Freight and Highway Projects (FASTLANE/INFRA Grants)		\$0		\$0		\$0		\$0	\$0
Railway-Highway Crossings Program		\$0		\$0		\$0		\$0	\$0
Recreational Trails Program		\$0		\$0		\$0		\$0	\$0
SAFETEA-LU Safe Routes to School (SRTS)		\$0		\$0		\$0		\$0	\$0
Surface Transportation Block Grant Program (STBGP/RSTP)		\$0		\$0		\$0		\$0	\$0
Tribal Transportation Program		\$0		\$0		\$0		\$0	\$0
Other (see Appendix 5)	\$4,766	\$4,766	\$1,500	\$1,500	\$0	\$1,811	\$6,013	\$6,013	\$14,090
Federal Highway Total	\$26,070	\$26,070	\$35,093	\$35,093	\$930	\$2,741	\$6,428	\$6,428	\$70,332
Other Federal Railroad Administration (see Appendix 6)	\$0	\$0	\$0	\$0	\$0	\$0	\$0	\$0	\$0
Federal Railroad Administration Total	\$0	\$0	\$0	\$0	\$0	\$0	\$0	\$0	\$0
Federal Total	\$60,580	\$60,580	\$87,847	\$89,541	\$41,418	\$45,834	\$48,237	\$48,253	\$244,208
Innovative Financing									
TIFIA (Transportation Infrastructure Finance and Innovation Act)	\$0	\$0		\$0		\$0		\$0	\$0
Other (See Appendix 7)	\$0	\$0	\$0	\$0	\$0	\$0	\$0	\$0	\$0
Innovative Financing Total	\$0	\$0	\$0	\$0	\$0	\$0	\$0	\$0	\$0
REVENUE TOTAL	\$856,553	\$856,839	\$575,516	\$586,337	\$513,787	\$578,708	\$671,956	\$679,247	\$2,701,131

TABLE 2: PROGRAMMED

Association of Monterey Bay Area Governments
 2023 Metropolitan Transportation Improvement Program
 Amendment 11
 (\$'s in 1,000)

Funding Source	FY 2023		FY 2024		FY 2025		FY 2026		CURRENT
	Amendment		Amendment		Amendment		Amendment		
	Prior No. 09	Current No. 11	Prior No. 09	Current No. 11	Prior No. 09	Current No. 11	Prior No. 09	Current No. 11	
Local									
Local Total	\$163,082	\$163,368	\$115,379	\$120,340	\$121,244	\$142,934	\$91,008	\$92,411	\$519,053
Regional									
Tolls	\$0	\$0	\$0	\$0	\$0	\$0	\$0	\$0	\$0
Bridge		\$0		\$0		\$0		\$0	\$0
Corridor		\$0		\$0		\$0		\$0	\$0
Regional Sales Tax		\$0		\$0		\$0		\$0	\$0
Other (See Appendix A)	\$0	\$0	\$0	\$0	\$0	\$0	\$0	\$0	\$0
Regional Total	\$0	\$0	\$0	\$0	\$0	\$0	\$0	\$0	\$0
State									
<i>State Highway Operations and Protection Program (SHOPP)</i>	<i>\$244,138</i>	<i>\$244,138</i>	<i>\$91,124</i>	<i>\$99,498</i>	<i>\$89,405</i>	<i>\$124,499</i>	<i>\$224,712</i>	<i>\$228,657</i>	<i>\$696,792</i>
SHOPP	\$113,678	\$113,678	\$86,355	\$94,729	\$81,175	\$116,269	\$224,712	\$228,657	\$553,333
SHOPP Prior	\$127,607	\$127,607		\$0		\$0		\$0	\$127,607
State Minor Program	\$2,853	\$2,853	\$4,769	\$4,769	\$8,230	\$8,230		\$0	\$15,852
<i>State Transportation Improvement Program (STIP)</i>	<i>\$141,691</i>	<i>\$141,691</i>	<i>\$0</i>	<i>\$0</i>	<i>\$0</i>	<i>\$0</i>	<i>\$23,516</i>	<i>\$23,516</i>	<i>\$165,207</i>
STIP	\$38,677	\$38,677		\$0		\$0	\$23,516	\$23,516	\$62,193
STIP Prior	\$103,014	\$103,014		\$0		\$0		\$0	\$103,014
State Bond	\$0	\$0	\$0	\$0	\$0	\$0	\$0	\$0	\$0
Proposition 1A (High Speed Passenger Train Bond Program)		\$0		\$0		\$0		\$0	\$0
Proposition 1B (Highway Safety, Traffic Reduction, Air Quality, and Port Security Bond Act of 2006)		\$0		\$0		\$0		\$0	\$0
Active Transportation Program	\$20,585	\$20,585	\$31,074	\$31,074	\$14,042	\$14,042	\$32,456	\$32,456	\$98,157
Highway Maintenance (HM) Program		\$0		\$0		\$0		\$0	\$0
Highway Bridge Program (HBP)	\$25,494	\$25,494	\$40,151	\$35,943	\$6,004	\$9,725	\$2,963	\$4,890	\$76,052
Road Repair and Accountability Act of 2017 (SB1)	\$97,702	\$97,702	\$906	\$906		\$0		\$0	\$98,608
Traffic Congestion Relief Program (TCRP)		\$0		\$0		\$0		\$0	\$0
State Transit Assistance (STA)(e.g., population/revenue based, Prop 42)	\$600	\$600	\$400	\$400	\$500	\$500	\$600	\$600	\$2,100
Other (See Appendix B)	\$8,981	\$8,981	\$25,957	\$25,957	\$12,800	\$12,800	\$14,500	\$14,500	\$62,238
State Total	\$539,191	\$539,191	\$189,612	\$193,778	\$122,751	\$161,566	\$298,747	\$304,619	\$1,199,154
Federal Transit									
5307 - Urbanized Area Formula Grants	\$28,239	\$28,239	\$24,810	\$24,810	\$26,348	\$26,348	\$27,565	\$27,565	\$106,962
5309 - Fixed Guideway Capital Investment Grants		\$0		\$0		\$0		\$0	\$0
5309b - New and Small Starts (Capital Investment Grants)		\$0		\$0		\$0		\$0	\$0
5309c - Bus and Bus Related Grants		\$0		\$0		\$0		\$0	\$0
5310 - Enhanced Mobility of Seniors and Individuals with Disabilities	\$669	\$669	\$0	\$1,694		\$2,520		\$0	\$4,883
5311 - Formula Grants for Rural Areas	\$1,616	\$1,616	\$1,510	\$1,510	\$1,200	\$1,200	\$1,225	\$1,225	\$5,551
5311f - Intercity Bus	\$650	\$650	\$300	\$300	\$300	\$300	\$300	\$300	\$1,550
5337 - State of Good Repair Grants	\$1,010	\$1,010	\$1,000	\$1,000	\$1,000	\$1,000	\$1,000	\$1,000	\$4,010
5339 - Bus and Bus Facilities Formula Grants	\$1,663	\$1,663	\$1,752	\$1,752	\$640	\$640	\$650	\$650	\$4,705
FTA Transfer from Prior FTIP		\$0		\$0		\$0		\$0	\$0
Other (See Appendix C)	\$663	\$663	\$23,382	\$23,382	\$11,000	\$11,085	\$11,069	\$11,085	\$46,215
Federal Transit Total	\$34,510	\$34,510	\$52,754	\$54,448	\$40,488	\$43,093	\$41,809	\$41,825	\$173,876
Federal Highway									
Congestion Mitigation and Air Quality (CMAQ) Improvement Program		\$0		\$0		\$0		\$0	\$0
Construction of Ferry Boats and Ferry Terminal Facilities (Ferry Boat Program)		\$0		\$0		\$0		\$0	\$0
Coordinated Border Infrastructure Program		\$0		\$0		\$0		\$0	\$0
Federal Lands Access Program		\$0	\$14,875	\$14,875		\$0		\$0	\$14,875
Federal Lands Transportation Program		\$0	\$17,718	\$17,718		\$0		\$0	\$17,718
GARVEE Bonds Debt Service Payments		\$0		\$0		\$0		\$0	\$0
Highway Infrastructure Program (HIP)	\$1,304	\$1,304		\$0		\$0		\$0	\$1,304
High Priority Projects (HPP) and Demo		\$0		\$0		\$0		\$0	\$0
Highway Safety Improvement Program (HSIP)		\$0	\$1,000	\$1,000	\$930	\$930	\$415	\$415	\$2,345
National Highway Freight Program (NHFP)	\$20,000	\$20,000		\$0		\$0		\$0	\$20,000
Nationally Significant Freight and Highway Projects (FASTLANE/INFRA Grants)		\$0		\$0		\$0		\$0	\$0
Railway-Highway Crossings Program		\$0		\$0		\$0		\$0	\$0
Recreational Trails Program		\$0		\$0		\$0		\$0	\$0
SAFETEA-LU Safe Routes to School (SRTS)		\$0		\$0		\$0		\$0	\$0
Surface Transportation Block Grant Program (STBGP/RSTP)		\$0		\$0		\$0		\$0	\$0
Tribal Transportation Program		\$0		\$0		\$0		\$0	\$0
Other (see Appendix D)	\$4,766	\$4,766	\$1,500	\$1,500	\$0	\$1,811	\$6,013	\$6,013	\$14,090
Federal Highway Total	\$26,070	\$26,070	\$35,093	\$35,093	\$930	\$2,741	\$6,428	\$6,428	\$70,332
Federal Rail									
Other Federal Railroad Administration (see Appendix E)	\$0	\$0	\$0	\$0	\$0	\$0	\$0	\$0	\$0
Federal Railroad Administration Total	\$0	\$0	\$0	\$0	\$0	\$0	\$0	\$0	\$0
Federal Total	\$60,580	\$60,580	\$87,847	\$89,541	\$41,418	\$45,834	\$48,237	\$48,253	\$244,208
Innovative Finance									
TIFIA (Transportation Infrastructure Finance and Innovation Act)		\$0		\$0		\$0		\$0	\$0
Other (See Appendix F)	\$0	\$0	\$0	\$0	\$0	\$0	\$0	\$0	\$0
Innovative Financing Total	\$0	\$0	\$0	\$0	\$0	\$0	\$0	\$0	\$0
PROGRAMMED TOTAL	\$762,853	\$763,139	\$392,838	\$403,659	\$285,413	\$350,334	\$437,992	\$445,283	\$1,962,415

TABLE 3: REVENUE-PROGRAMMED

Association of Monterey Bay Area Governments
 2023 Metropolitan Transportation Improvement Program
 Amendment 11
 (\$'s in 1,000)

Funding Source	FY 2023		FY 2024		FY 2025		FY 2026		CURRENT
	Amendment		Amendment		Amendment		Amendment		
	Prior No. 09	Current No. 11	Prior No. 09	Current No. 11	Prior No. 09	Current No. 11	Prior No. 09	Current No. 11	
Local									
Local Total	\$93,700	\$93,700	\$182,678	\$182,678	\$228,374	\$228,374	\$233,964	\$233,964	\$738,716
Regional									
Tolls	\$0	\$0	\$0	\$0	\$0	\$0	\$0	\$0	\$0
Bridge	\$0	\$0	\$0	\$0	\$0	\$0	\$0	\$0	\$0
Corridor	\$0	\$0	\$0	\$0	\$0	\$0	\$0	\$0	\$0
Regional Sales Tax	\$0	\$0	\$0	\$0	\$0	\$0	\$0	\$0	\$0
Other	\$0	\$0	\$0	\$0	\$0	\$0	\$0	\$0	\$0
Regional Total	\$0	\$0	\$0	\$0	\$0	\$0	\$0	\$0	\$0
State									
<i>State Highway Operations and Protection Program (SHOPP)</i>									
SHOPP	\$0	\$0	\$0	\$0	\$0	\$0	\$0	\$0	\$0
SHOPP Prior	\$0	\$0	\$0	\$0	\$0	\$0	\$0	\$0	\$0
State Minor Program	\$0	\$0	\$0	\$0	\$0	\$0	\$0	\$0	\$0
<i>State Transportation Improvement Program (STIP)</i>									
STIP	\$0	\$0	\$0	\$0	\$0	\$0	\$0	\$0	\$0
STIP Prior	\$0	\$0	\$0	\$0	\$0	\$0	\$0	\$0	\$0
<i>State Bond</i>									
Proposition 1A (High Speed Passenger Train Bond Program)	\$0	\$0	\$0	\$0	\$0	\$0	\$0	\$0	\$0
Proposition 1B (Highway Safety, Traffic Reduction, Air Quality, and Port Security)	\$0	\$0	\$0	\$0	\$0	\$0	\$0	\$0	\$0
<i>Active Transportation Program</i>									
Highway Maintenance (HM) Program	\$0	\$0	\$0	\$0	\$0	\$0	\$0	\$0	\$0
Highway Bridge Program (HBP)	\$0	\$0	\$0	\$0	\$0	\$0	\$0	\$0	\$0
Road Repair and Accountability Act of 2017 (SB1)	\$0	\$0	\$0	\$0	\$0	\$0	\$0	\$0	\$0
Traffic Congestion Relief Program (TCRP)	\$0	\$0	\$0	\$0	\$0	\$0	\$0	\$0	\$0
State Transit Assistance (STA)(e.g., population/revenue based, Prop 4)	\$0	\$0	\$0	\$0	\$0	\$0	\$0	\$0	\$0
Other	\$0	\$0	\$0	\$0	\$0	\$0	\$0	\$0	\$0
State Total	\$0	\$0	\$0	\$0	\$0	\$0	\$0	\$0	\$0
Federal Transit									
5307 - Urbanized Area Formula Grants	\$0	\$0	\$0	\$0	\$0	\$0	\$0	\$0	\$0
5309 - Fixed Guideway Capital Investment Grants	\$0	\$0	\$0	\$0	\$0	\$0	\$0	\$0	\$0
5309b - New and Small Starts (Capital Investment Grants)	\$0	\$0	\$0	\$0	\$0	\$0	\$0	\$0	\$0
5309c - Bus and Bus Related Grants	\$0	\$0	\$0	\$0	\$0	\$0	\$0	\$0	\$0
5310 - Enhanced Mobility of Seniors and Individuals with Disabilities	\$0	\$0	\$0	\$0	\$0	\$0	\$0	\$0	\$0
5311 - Formula Grants for Rural Areas	\$0	\$0	\$0	\$0	\$0	\$0	\$0	\$0	\$0
5311f - Intercity Bus	\$0	\$0	\$0	\$0	\$0	\$0	\$0	\$0	\$0
5337 - State of Good Repair Grants	\$0	\$0	\$0	\$0	\$0	\$0	\$0	\$0	\$0
5339 - Bus and Bus Facilities Formula Grants	\$0	\$0	\$0	\$0	\$0	\$0	\$0	\$0	\$0
FTA Transfer from Prior FTIP	\$0	\$0	\$0	\$0	\$0	\$0	\$0	\$0	\$0
Other	\$0	\$0	\$0	\$0	\$0	\$0	\$0	\$0	\$0
Federal Transit Total	\$0	\$0	\$0	\$0	\$0	\$0	\$0	\$0	\$0
Federal Highway									
Congestion Mitigation and Air Quality (CMAQ) Improvement Program	\$0	\$0	\$0	\$0	\$0	\$0	\$0	\$0	\$0
Construction of Ferry Boats and Ferry Terminal Facilities (Ferry Boat Program)	\$0	\$0	\$0	\$0	\$0	\$0	\$0	\$0	\$0
Coordinated Border Infrastructure Program	\$0	\$0	\$0	\$0	\$0	\$0	\$0	\$0	\$0
Federal Lands Access Program	\$0	\$0	\$0	\$0	\$0	\$0	\$0	\$0	\$0
Federal Lands Transportation Program	\$0	\$0	\$0	\$0	\$0	\$0	\$0	\$0	\$0
GARVEE Bonds Debt Service Payments	\$0	\$0	\$0	\$0	\$0	\$0	\$0	\$0	\$0
Highway Infrastructure Program (HIP)	\$0	\$0	\$0	\$0	\$0	\$0	\$0	\$0	\$0
High Priority Projects (HPP) and Demo	\$0	\$0	\$0	\$0	\$0	\$0	\$0	\$0	\$0
Highway Safety Improvement Program (HSIP)	\$0	\$0	\$0	\$0	\$0	\$0	\$0	\$0	\$0
National Highway Freight Program (NHFP)	\$0	\$0	\$0	\$0	\$0	\$0	\$0	\$0	\$0
Nationally Significant Freight and Highway Projects (FASTLANE/INFRA Grant)	\$0	\$0	\$0	\$0	\$0	\$0	\$0	\$0	\$0
Railway-Highway Crossings Program	\$0	\$0	\$0	\$0	\$0	\$0	\$0	\$0	\$0
Recreational Trails Program	\$0	\$0	\$0	\$0	\$0	\$0	\$0	\$0	\$0
SAFETEA-LU Safe Routes to School (SRTS)	\$0	\$0	\$0	\$0	\$0	\$0	\$0	\$0	\$0
Surface Transportation Block Grant Program (STBGP/RSTP)	\$0	\$0	\$0	\$0	\$0	\$0	\$0	\$0	\$0
Tribal Transportation Program	\$0	\$0	\$0	\$0	\$0	\$0	\$0	\$0	\$0
Other	\$0	\$0	\$0	\$0	\$0	\$0	\$0	\$0	\$0
Federal Highway Total	\$0	\$0	\$0	\$0	\$0	\$0	\$0	\$0	\$0
Federal Rail									
Other Federal Railroad Administration	\$0	\$0	\$0	\$0	\$0	\$0	\$0	\$0	\$0
Federal Railroad Administration Total	\$0	\$0	\$0	\$0	\$0	\$0	\$0	\$0	\$0
Federal Total	\$0	\$0	\$0	\$0	\$0	\$0	\$0	\$0	\$0
Innovative Finance									
TIFIA (Transportation Infrastructure Finance and Innovation Act)	\$0	\$0	\$0	\$0	\$0	\$0	\$0	\$0	\$0
Other	\$0	\$0	\$0	\$0	\$0	\$0	\$0	\$0	\$0
Innovative Financing Total	\$0	\$0	\$0	\$0	\$0	\$0	\$0	\$0	\$0
REVENUE - PROGRAM TOTAL	\$93,700	\$93,700	\$182,678	\$182,678	\$228,374	\$228,374	\$233,964	\$233,964	\$738,716