



September 15, 2022

Abhijit Bagde, Acting Office Chief
California Department of Transportation
Division of Financial Programming, MS 82
Office of Federal Programming and Data Management
P.O. Box 942873
Sacramento, CA 94273-0001

Attn.: Mr. Abhijit Bagde

Re: Formal Amendment No. 12 to the FFY 2020-21 to FFY 2023-24 Monterey Bay Metropolitan Transportation Improvement Program (MTIP)

Dear Mr. Bagde:

The AMBAG Board of Directors approved Formal Amendment No. 12 to the FFY 2020-21 to FFY 2023-24 Monterey Bay Metropolitan Transportation Improvement Program (MTIP) on September 14, 2022 by adopting Resolution No. 2022-21 (**Attachment 1**). Please initiate the state and federal approval process for Formal Amendment No. 12.

Formal Amendment No. 12 to the FFY 2020-21 to FFY 2023-24 MTIP updates one (1) project, as listed in **Attachment 2**, Summary of Changes. The projects meet the general requirements for a project to be approved by the U.S. Department of Transportation as part of the MTIP:

1. Projects must be consistent with AMBAG's adopted Metropolitan Transportation Plan (MTP);
2. Projects must be financially constrained; and
3. Projects must satisfy public review requirements.

In accordance with the FAST Act, Formal Amendment No. 12 to the FFY 2020-21 to FFY 2023-24 MTIP is financially constrained to reasonably available resources and adequate public review opportunity was provided.


Projects included in Formal Amendment No. 12 to the FFY 2020-21 to FFY 2023-24 MTIP have been developed in accordance with all applicable transportation planning requirements per 23 CFR Part 450 and are expected to support the establishment and achievement of performance management targets.

The Monterey Bay region is designated as attainment for Federal air quality standards, therefore the changes proposed by this formal amendment are not subject to the requirement that an air quality conformity determination be made.

In addition to being available in CTIPS, programming pages for the projects included in Formal Amendment No. 12 to the FFY 2020-21 to FFY 2023-24 MTIP are also enclosed herewith for your reference (**Attachment 3**).

If you have any questions or comments, please contact Bhupendra Patel at (831) 264-5091 or bpatel@ambag.org.

Sincerely,



Maura F. Twomey
Executive Director

Attachments:

1. Attachment 1: Resolution No. 2022-21
2. Attachment 2: Summary of Changes
3. Attachment 3: Project Programming Pages

cc: (e-mail)

Patrick Pittenger, California Division, FHWA

Lucinda Eagle, FTA Region IX

Lindsay Leichtfuss, SHOPP, LCO, and FTIP Coordinator, District 5

Todd Muck, Executive Director, TAMC

Guy Preston, Executive Director, SCCRTC

Veronica Lezama, Transportation Planning Manager, SBtCOG

Alex Clifford, General Manager, METRO

Carl Sedoryk, General Manager, MST

**A RESOLUTION
OF THE BOARD OF DIRECTORS OF THE
ASSOCIATION OF MONTEREY BAY AREA GOVERNMENTS
ADOPTING FORMAL AMENDMENT NO. 12 TO THE MONTEREY BAY METROPOLITAN
TRANSPORTATION IMPROVEMENT PROGRAM (MTIP)
FFY 2020-21 to FFY 2023-24**

WHEREAS, the Association of Monterey Bay Area Governments has been designated by the Governor of the State of California as the Metropolitan Planning Organization (MPO) for the Monterey Bay area; and

WHEREAS, Title 23 Code of Federal Regulations, Part 450, and Title 49 Code of Federal Regulations, Part 613, require that in each urbanized area, as a condition to the receipt of Federal capital or operating assistance, the MPO carries out, in cooperation with State, local agencies and publicly owned operators of mass transportation services, a continuing, cooperative and comprehensive transportation planning process that results in plans and programs consistent with the comprehensively planned development of the urbanized area; and

WHEREAS, the Fixing America's Surface Transportation Act (FAST Act) calls for the development of at least a four-year Transportation Improvement Program (TIP), under direction of the MPO in cooperation with State and local officials, regional and local transit operators, and other affected transportation and regional planning and implementing agencies; and

WHEREAS, AMBAG has developed a four-year program of projects, consistent with AMBAG's *2040 Metropolitan Transportation Plan/Sustainable Communities Strategy*, the *2021 State Transportation Improvement Program*, the *2021 State Highway Operation and Protection Program*, and the area's Regional Transportation Improvement Programs and Short Range Transit Plans; and


WHEREAS, this document is financially constrained and prioritized by funding year, adding only those projects for which funding has been identified and committed in accordance with 23 CFR 450; and

WHEREAS, projects in Formal Amendment No. 12 satisfy the transportation conformity provisions of 40 CFR 93.122(g) and all applicable transportation planning requirements per 23 CFR Part 450 and are expected to support the establishment and achievement of performance management targets; and


WHEREAS, consultation with cognizant agencies was undertaken and the MTIP was considered with adequate opportunity for public review and comment, in accordance with 23 CFR 450:

NOW, THEREFORE, BE IT RESOLVED that the Board of Directors of the Association of Monterey Bay Area Governments does hereby approve and authorize the submission of Formal Amendment No. 12 to the *Monterey Bay Metropolitan Transportation Improvement Program FFY 2020-21 to FY 2023-24* to the appropriate Federal and State agencies.

PASSED AND ADOPTED this 14th day of September 2022.


Kristen Brown (Sep 15, 2022 12:45 PDT)

Kristen Brown, President

Maura F. Twomey 
Digitally signed by Maura F. Twomey
Date: 2022.09.15 09:11:58 -07'00'

Maura F. Twomey, Executive Director

**Attachment 2
Summary of Changes**

**MTIP FFY 2020-21 to FFY 2023-24
Formal Amendment No. 12**

Project Number	Project Name	Change	Prior \$ (\$1,000)	New \$ (\$1,000)	% Change
MST040M	Transit Infrastructure	FFY 22/23: FTA 5307: Add \$114K, CON MST Capital Budget: Add \$268K, CON Measure Q: Add \$264K, CON FTA FY 2019 5339 SGR: Add \$123K, CON SGR Formula: Add \$10K, CON	\$125	\$904	623%

**MTIP FFY 2020-21 to FFY 2023-24
Adoption**

MPO ID: MST040M

CTIPS ID: 201-0000-0500

TITLE: Transit Infrastructure

DESCRIPTION: Purchase and install bus shelters and electronic signage, off-board fare vending machines, and support equipment. Repair existing, damaged shelters and equipment, and make ADA improvements as needed.

COUNTY: Monterey County

SYSTEM: Transit System

IMPLEMENTING AGENCY: Monterey Salinas Transit

PRJ MGR: MICHELLE OVERMEYER

PHONE: (831) 264-5877

Dollars in Thousands

Fund Category: FTA Funds

Fund Type: FTA5307 - Urbanized Area Formula Program

	PRIOR	20/21	21/22	22/23	23/24	FUTURE	TOTAL
PE	\$0	\$0	\$0	\$0	\$0	\$0	\$0
RW	\$0	\$0	\$0	\$0	\$0	\$0	\$0
CON	\$200	\$125	\$0	\$114	\$0	\$0	\$439
Total:	\$200	\$125	\$0	\$114	\$0	\$0	\$439

Fund Category: Local Funds

Fund Type: Agency

Funding Agency: Monterey-Salinas Transit

	PRIOR	20/21	21/22	22/23	23/24	FUTURE	TOTAL
PE	\$0	\$0	\$0	\$0	\$0	\$0	\$0
RW	\$0	\$0	\$0	\$0	\$0	\$0	\$0
CON	\$0	\$0	\$0	\$268	\$0	\$0	\$268
Total:	\$0	\$0	\$0	\$268	\$0	\$0	\$268

Fund Category: Local Funds

Fund Type: Local Measure

Funding Agency: Monterey-Salinas Transit

	PRIOR	20/21	21/22	22/23	23/24	FUTURE	TOTAL
PE	\$0	\$0	\$0	\$0	\$0	\$0	\$0
RW	\$0	\$0	\$0	\$0	\$0	\$0	\$0
CON	\$0	\$0	\$0	\$264	\$0	\$0	\$264
Total:	\$0	\$0	\$0	\$264	\$0	\$0	\$264

Fund Category: FTA Funds

Fund Type: Bus and Bus Facilities Program - FTA 5339

	PRIOR	20/21	21/22	22/23	23/24	FUTURE	TOTAL
PE	\$0	\$0	\$0	\$0	\$0	\$0	\$0
RW	\$0	\$0	\$0	\$0	\$0	\$0	\$0
CON	\$0	\$0	\$0	\$123	\$0	\$0	\$123
Total:	\$0	\$0	\$0	\$123	\$0	\$0	\$123

Fund Category: FTA Funds

Fund Type: State of Good Repair Formula Grants

Funding Agency: Caltrans

	PRIOR	20/21	21/22	22/23	23/24	FUTURE	TOTAL
PE	\$0	\$0	\$0	\$0	\$0	\$0	\$0
RW	\$0	\$0	\$0	\$0	\$0	\$0	\$0
CON	\$0	\$0	\$0	\$10	\$0	\$0	\$10
Total:	\$0	\$0	\$0	\$10	\$0	\$0	\$10

Project Total:

	PRIOR	20/21	21/22	22/23	23/24	FUTURE	TOTAL
PE	\$0	\$0	\$0	\$0	\$0	\$0	\$0
RW	\$0	\$0	\$0	\$0	\$0	\$0	\$0
CON	\$200	\$125	\$0	\$779	\$0	\$0	\$1,104
Total:	\$200	\$125	\$0	\$779	\$0	\$0	\$1,104

Adoption:

Comment: No toll credits are being used.

TABLE 1: REVENUE

Association of Monterey Bay Area Governments
 2021 Metropolitan Transportation Improvement Program
 Amendment 12
 (\$'s in 1,000)

Funding Source	4 YEAR (FTIP Period)								TOTAL CURRENT
	FY 2021		FY 2022		FY 2023		FY 2024		
	Amendment Prior No. 9	Current No. 12	Amendment Prior No. 9	Current No. 12	Amendment Prior No. 9	Current No. 12	Amendment Prior No. 9	Current No. 12	
Local									
Sales Tax	\$93,529	\$93,529	\$89,162	\$89,162	\$99,731	\$99,995	\$109,161	\$109,161	\$391,848
City	\$2,792	\$2,792	\$2,840	\$2,840	\$2,890	\$2,890	\$2,941	\$2,941	\$11,463
County	\$90,738	\$90,738	\$86,322	\$86,322	\$96,841	\$97,105	\$106,220	\$106,220	\$380,385
Gas Tax	\$49,471	\$49,471	\$49,471	\$49,471	\$49,471	\$49,471	\$49,471	\$49,471	\$197,884
Gas Tax (Subventions to Cities)	\$0	\$0	\$0	\$0	\$0	\$0	\$0	\$0	\$0
Gas Tax (Subventions to Counties)	\$49,471	\$49,471	\$49,471	\$49,471	\$49,471	\$49,471	\$49,471	\$49,471	\$197,884
Other Local Funds	\$36,749	\$36,749	\$37,392	\$37,392	\$37,822	\$37,822	\$38,484	\$38,484	\$150,446
County General Funds	\$13,139	\$13,139	\$13,369	\$13,369	\$13,603	\$13,603	\$13,841	\$13,841	\$53,953
City General Funds	\$0	\$0	\$0	\$0	\$0	\$0	\$0	\$0	\$0
Street Taxes and Developer Fees	\$23,609	\$23,609	\$24,022	\$24,022	\$24,219	\$24,219	\$24,642	\$24,642	\$96,492
RSTP Exchange Funds	\$0	\$0	\$0	\$0	\$0	\$0	\$0	\$0	\$0
Transit	\$0	\$0	\$0	\$0	\$0	\$0	\$0	\$0	\$0
Transit Fares	\$0	\$0	\$0	\$0	\$0	\$0	\$0	\$0	\$0
Other (See Appendix 1)	\$301,087	\$301,087	\$247,704	\$247,602	\$340,395	\$340,663	\$307,600	\$307,600	\$1,196,952
Local Total	\$480,835	\$480,835	\$423,729	\$423,627	\$527,420	\$527,952	\$504,716	\$504,716	\$1,937,130
Regional									
Tolls	\$0	\$0	\$0	\$0	\$0	\$0	\$0	\$0	\$0
Bridge	\$0	\$0	\$0	\$0	\$0	\$0	\$0	\$0	\$0
Corridor	\$0	\$0	\$0	\$0	\$0	\$0	\$0	\$0	\$0
Regional Sales Tax	\$0	\$0	\$0	\$0	\$0	\$0	\$0	\$0	\$0
Other (See Appendix 2)	\$0	\$0	\$0	\$0	\$0	\$0	\$0	\$0	\$0
Regional Total	\$0	\$0	\$0	\$0	\$0	\$0	\$0	\$0	\$0
State									
State Highway Operations and Protection Program (SHOPP)	\$96,418	\$96,418	\$152,682	\$194,261	\$91,398	\$105,607	\$71,390	\$73,900	\$470,186
SHOPP	\$96,418	\$96,418	\$152,682	\$194,261	\$91,398	\$105,607	\$71,390	\$73,900	\$470,186
SHOPP Prior	\$0	\$0	\$0	\$0	\$0	\$0	\$0	\$0	\$0
State Minor Program	\$0	\$0	\$0	\$0	\$0	\$0	\$0	\$0	\$0
State Transportation Improvement Program (STIP)	\$31,850	\$31,850	\$102,278	\$117,010	\$8,961	\$8,961	\$23,516	\$23,516	\$181,337
STIP	\$31,850	\$31,850	\$102,278	\$117,010	\$8,961	\$8,961	\$23,516	\$23,516	\$181,337
STIP Prior	\$0	\$0	\$0	\$0	\$0	\$0	\$0	\$0	\$0
State Bond	\$0	\$0	\$420	\$420	\$0	\$0	\$0	\$0	\$420
Proposition 1A (High Speed Passenger Train Bond Program)	\$0	\$0	\$0	\$0	\$0	\$0	\$0	\$0	\$0
Proposition 1B (Highway Safety, Traffic Reduction, Air Quality, and Port Security Bond Act of 2006)	\$0	\$0	\$420	\$420	\$0	\$0	\$0	\$0	\$420
Active Transportation Program (ATP)	\$3,783	\$3,783	\$11,928	\$11,928	\$10,541	\$10,541	\$10,465	\$10,465	\$36,717
Highway Maintenance (HM) Program	\$0	\$0	\$0	\$0	\$0	\$0	\$0	\$0	\$0
Highway Bridge Program (HBP)	\$6,259	\$6,259	\$6,410	\$6,410	\$0	\$0	\$7,857	\$7,857	\$20,526
Road Repair and Accountability Act of 2017 (SB1)	\$45,184	\$45,184	\$30,587	\$30,587	\$78,702	\$78,702	\$926	\$926	\$155,399
Traffic Congestion Relief Program (TCRP)	\$0	\$0	\$0	\$0	\$0	\$0	\$0	\$0	\$0
State Transit Assistance (STA)(e.g., population/revenue based, Prop 42)	\$0	\$0	\$0	\$0	\$600	\$600	\$400	\$400	\$1,000
Other (See Appendix 3)	\$5,490	\$5,490	\$17,849	\$17,849	\$635	\$635	\$1,577	\$1,577	\$25,551
State Total	\$188,984	\$188,984	\$322,154	\$378,465	\$190,837	\$205,046	\$116,131	\$118,641	\$891,136
Federal Transit									
5307 - Urbanized Area Formula Grants	\$18,999	\$18,999	\$14,441	\$14,441	\$33,341	\$35,240	\$35,037	\$37,125	\$105,805
5309 - Fixed Guideway Capital Investment Grants	\$0	\$0	\$0	\$0	\$0	\$0	\$40,000	\$40,000	\$40,000
5309b - New and Small Starts (Capital Investment Grants)	\$0	\$0	\$0	\$0	\$0	\$0	\$0	\$0	\$0
5309c - Bus and Bus Related Grants	\$0	\$0	\$0	\$0	\$0	\$0	\$0	\$0	\$0
5310 - Enhanced Mobility of Seniors and Individuals with Disabilities	\$0	\$0	\$0	\$0	\$0	\$0	\$0	\$0	\$0
5311 - Formula Grants for Rural Areas	\$1,234	\$1,234	\$1,280	\$1,397	\$1,364	\$1,616	\$1,392	\$1,510	\$5,757
5311f - Intercity Bus	\$1,013	\$1,013	\$379	\$379	\$1,064	\$250	\$1,096	\$1,096	\$2,738
5337 - State of Good Repair Grants	\$0	\$0	\$0	\$0	\$1,000	\$1,010	\$1,000	\$1,000	\$2,010
5339 - Bus and Bus Facilities Formula Grants	\$2,137	\$2,137	\$5,864	\$5,864	\$1,540	\$1,663	\$1,568	\$1,568	\$11,232
FTA Transfer from Prior FTIP	\$0	\$0	\$0	\$0	\$0	\$0	\$0	\$0	\$0
Other (See Appendix 4)	\$0	\$0	\$0	\$0	\$405	\$405	\$0	\$0	\$405
Federal Transit Total	\$23,383	\$23,383	\$21,964	\$22,081	\$38,714	\$40,184	\$80,093	\$82,299	\$167,947
Federal Highway									
Congestion Mitigation and Air Quality (CMAQ) Improvement Program	\$0	\$0	\$0	\$0	\$0	\$0	\$0	\$0	\$0
Construction of Ferry Boats and Ferry Terminal Facilities (Ferry Boat Program)	\$0	\$0	\$0	\$0	\$0	\$0	\$0	\$0	\$0
Coordinated Border Infrastructure Program	\$0	\$0	\$0	\$0	\$0	\$0	\$0	\$0	\$0
Federal Lands Access Program	\$0	\$0	\$0	\$0	\$0	\$0	\$0	\$0	\$0
Federal Lands Transportation Program	\$0	\$0	\$0	\$0	\$0	\$0	\$0	\$0	\$0
GARVEE Bonds Debt Service Payments	\$0	\$0	\$0	\$0	\$0	\$0	\$0	\$0	\$0
Highway Infrastructure Program (HIP)	\$4,234	\$4,234	\$909	\$909	\$799	\$799	\$0	\$0	\$5,942
High Priority Projects (HPP) and Demo	\$0	\$0	\$312	\$312	\$0	\$0	\$0	\$0	\$312
Highway Safety Improvement Program (HSIP)	\$3,267	\$3,267	\$1,080	\$1,080	\$978	\$978	\$0	\$0	\$5,325
National Highway Freight Program (NHFP)	\$0	\$0	\$0	\$0	\$0	\$0	\$0	\$0	\$0
Nationally Significant Freight and Highway Projects (FASTLANE/INFRA Grants)	\$0	\$0	\$0	\$0	\$0	\$0	\$0	\$0	\$0
Railway-Highway Crossings Program	\$0	\$0	\$0	\$0	\$0	\$0	\$0	\$0	\$0
Recreational Trails Program	\$0	\$0	\$0	\$0	\$0	\$0	\$0	\$0	\$0
SAFETEA-LU Safe Routes to School (SRTS)	\$0	\$0	\$0	\$0	\$0	\$0	\$0	\$0	\$0
Surface Transportation Block Grant Program (STBGP/RSTP)	\$6,132	\$6,132	\$11,773	\$11,998	\$10,849	\$10,849	\$10,401	\$10,401	\$39,380
Other (see Appendix 5)	\$1,100	\$1,100	\$0	\$0	\$0	\$0	\$17,718	\$17,718	\$18,818
Federal Highway Total	\$14,733	\$14,733	\$14,074	\$14,299	\$12,626	\$12,626	\$28,119	\$28,119	\$69,777
Other Federal Railroad Administration (see Appendix 6)	\$0	\$0	\$0	\$0	\$0	\$0	\$0	\$0	\$0
Federal Railroad Administration Total	\$0	\$0	\$0	\$0	\$0	\$0	\$0	\$0	\$0
Federal Total	\$38,116	\$38,116	\$36,038	\$36,380	\$51,340	\$52,810	\$108,212	\$110,418	\$237,724
Innovative Financing									
TIFIA (Transportation Infrastructure Finance and Innovation Act)	\$8,449	\$8,449	\$0	\$0	\$0	\$0	\$0	\$0	\$8,449
Other (See Appendix 7)	\$0	\$0	\$0	\$0	\$0	\$0	\$0	\$0	\$0
Innovative Financing Total	\$8,449	\$8,449	\$0	\$0	\$0	\$0	\$0	\$0	\$8,449
REVENUE TOTAL	\$716,384	\$716,384	\$781,921	\$838,472	\$769,597	\$785,808	\$729,058	\$733,774	\$3,074,438

TABLE 2: PROGRAMMED

Association of Monterey Bay Area Governments
 2021 Metropolitan Transportation Improvement Program
 Amendment 12
 (\$'s in 1,000)

Funding Source	FY 2021		FY 2022		FY 2023		FY 2024		CURRENT
	Amendment		Amendment		Amendment		Amendment		
	Prior No. 9	Current No. 12	Prior No. 9	Current No. 12	Prior No. 9	Current No. 12	Prior No. 9	Current No. 12	
Local									
Local Total	\$119,092	\$119,092	\$165,205	\$165,103	\$137,054	\$137,586	\$103,386	\$103,386	\$525,167
Regional									
Tolls	\$0	\$0	\$0	\$0	\$0	\$0	\$0	\$0	\$0
Bridge Corridor	\$0	\$0	\$0	\$0	\$0	\$0	\$0	\$0	\$0
Regional Sales Tax	\$0	\$0	\$0	\$0	\$0	\$0	\$0	\$0	\$0
Other (See Appendix A)	\$0	\$0	\$0	\$0	\$0	\$0	\$0	\$0	\$0
Regional Total	\$0	\$0	\$0	\$0	\$0	\$0	\$0	\$0	\$0
State									
State Highway Operations and Protection Program (SHOPP)	\$96,418	\$96,418	\$152,682	\$194,261	\$91,398	\$105,607	\$71,390	\$73,900	\$470,186
SHOPP	\$96,418	\$96,418	\$152,682	\$194,261	\$91,398	\$105,607	\$71,390	\$73,900	\$470,186
SHOPP Prior	\$0	\$0	\$0	\$0	\$0	\$0	\$0	\$0	\$0
State Minor Program	\$0	\$0	\$0	\$0	\$0	\$0	\$0	\$0	\$0
State Transportation Improvement Program (STIP)	\$31,850	\$31,850	\$102,278	\$117,010	\$8,961	\$8,961	\$23,516	\$23,516	\$181,337
STIP	\$31,850	\$31,850	\$102,278	\$117,010	\$8,961	\$8,961	\$23,516	\$23,516	\$181,337
STIP Prior	\$0	\$0	\$0	\$0	\$0	\$0	\$0	\$0	\$0
State Bond	\$0	\$0	\$420	\$420	\$0	\$0	\$0	\$0	\$420
Proposition 1A (High Speed Passenger Train Bond Program)	\$0	\$0	\$0	\$0	\$0	\$0	\$0	\$0	\$0
Proposition 1B (Highway Safety, Traffic Reduction, Air Quality, and Port Security Bond Act of 2006)	\$0	\$0	\$420	\$420	\$0	\$0	\$0	\$0	\$420
Active Transportation Program	\$3,783	\$3,783	\$11,928	\$11,928	\$10,541	\$10,541	\$10,465	\$10,465	\$36,717
Highway Maintenance (HM) Program	\$0	\$0	\$0	\$0	\$0	\$0	\$0	\$0	\$0
Highway Bridge Program (HBP)	\$6,259	\$6,259	\$6,410	\$6,410	\$0	\$0	\$7,857	\$7,857	\$20,526
Road Repair and Accountability Act of 2017 (SB1)	\$45,184	\$45,184	\$30,587	\$30,587	\$78,702	\$78,702	\$926	\$926	\$155,399
Traffic Congestion Relief Program (TCRP)	\$0	\$0	\$0	\$0	\$0	\$0	\$0	\$0	\$0
State Transit Assistance (STA)(e.g., population/revenue based, Prop 42)	\$0	\$0	\$0	\$0	\$600	\$600	\$400	\$400	\$1,000
Other (See Appendix B)	\$5,490	\$5,490	\$17,849	\$17,849	\$635	\$635	\$1,577	\$1,577	\$25,551
State Total	\$188,984	\$188,984	\$322,154	\$378,465	\$190,837	\$205,046	\$116,131	\$118,641	\$891,136
Federal Transit									
5307 - Urbanized Area Formula Grants	\$18,999	\$18,999	\$14,441	\$14,441	\$33,341	\$35,240	\$35,037	\$37,125	\$105,805
5309 - Fixed Guideway Capital Investment Grants	\$0	\$0	\$0	\$0	\$0	\$0	\$40,000	\$40,000	\$40,000
5309b - New and Small Starts (Capital Investment Grants)	\$0	\$0	\$0	\$0	\$0	\$0	\$0	\$0	\$0
5309c - Bus and Bus Related Grants	\$0	\$0	\$0	\$0	\$0	\$0	\$0	\$0	\$0
5310 - Enhanced Mobility of Seniors and Individuals with Disabilities	\$0	\$0	\$0	\$0	\$0	\$0	\$0	\$0	\$0
5311 - Formula Grants for Rural Areas	\$1,234	\$1,234	\$1,280	\$1,397	\$1,364	\$1,616	\$1,392	\$1,510	\$5,575
5311f - Intercity Bus	\$1,013	\$1,013	\$379	\$379	\$1,064	\$250	\$1,096	\$1,096	\$2,738
5337 - State of Good Repair Grants	\$0	\$0	\$0	\$0	\$1,000	\$1,010	\$1,000	\$1,000	\$2,010
5339 - Bus and Bus Facilities Formula Grants	\$2,137	\$2,137	\$5,864	\$5,864	\$1,540	\$1,663	\$1,568	\$1,568	\$11,232
FTA Transfer from Prior FTIP	\$0	\$0	\$0	\$0	\$0	\$0	\$0	\$0	\$0
Other (See Appendix C)	\$0	\$0	\$0	\$0	\$405	\$405	\$0	\$0	\$405
Federal Transit Total	\$23,383	\$23,383	\$21,964	\$22,081	\$38,714	\$40,184	\$80,093	\$82,299	\$167,947
Federal Highway									
Congestion Mitigation and Air Quality (CMAQ) Improvement Program	\$0	\$0	\$0	\$0	\$0	\$0	\$0	\$0	\$0
Construction of Ferry Boats and Ferry Terminal Facilities (Ferry Boat Program)	\$0	\$0	\$0	\$0	\$0	\$0	\$0	\$0	\$0
Coordinated Border Infrastructure Program	\$0	\$0	\$0	\$0	\$0	\$0	\$0	\$0	\$0
Federal Lands Access Program	\$0	\$0	\$0	\$0	\$0	\$0	\$0	\$0	\$0
Federal Lands Transportation Program	\$0	\$0	\$0	\$0	\$0	\$0	\$0	\$0	\$0
GARVEE Bonds Debt Service Payments	\$0	\$0	\$0	\$0	\$0	\$0	\$0	\$0	\$0
Highway Infrastructure Program (HIP)	\$4,234	\$4,234	\$909	\$909	\$799	\$799	\$0	\$0	\$5,942
High Priority Projects (HPP) and Demo	\$0	\$0	\$312	\$312	\$0	\$0	\$0	\$0	\$312
Highway Safety Improvement Program (HSIP)	\$3,267	\$3,267	\$1,080	\$1,080	\$978	\$978	\$0	\$0	\$5,325
National Highway Freight Program (NHFP)	\$0	\$0	\$0	\$0	\$0	\$0	\$0	\$0	\$0
Nationally Significant Freight and Highway Projects (FASTLANE/INFRA Grants)	\$0	\$0	\$0	\$0	\$0	\$0	\$0	\$0	\$0
Railway-Highway Crossings Program	\$0	\$0	\$0	\$0	\$0	\$0	\$0	\$0	\$0
Recreational Trails Program	\$0	\$0	\$0	\$0	\$0	\$0	\$0	\$0	\$0
SAFETEA-LU Safe Routes to School (SRTS)	\$0	\$0	\$0	\$0	\$0	\$0	\$0	\$0	\$0
Surface Transportation Block Grant Program (STBGP/RSTP)	\$0	\$0	\$1,365	\$1,590	\$445	\$445	\$0	\$0	\$2,035
Other (see Appendix D)	\$1,100	\$1,100	\$0	\$0	\$0	\$0	\$17,718	\$17,718	\$18,818
Federal Highway Total	\$8,601	\$8,601	\$3,666	\$3,891	\$2,222	\$2,222	\$17,718	\$17,718	\$32,432
Federal Rail									
Other Federal Railroad Administration (see Appendix E)	\$0	\$0	\$0	\$0	\$0	\$0	\$0	\$0	\$0
Federal Railroad Administration Total	\$0	\$0	\$0	\$0	\$0	\$0	\$0	\$0	\$0
Federal Total	\$31,984	\$31,984	\$25,630	\$25,972	\$40,936	\$42,406	\$97,811	\$100,017	\$200,379
Innovative Finance									
TIFIA (Transportation Infrastructure Finance and Innovation Act)	\$8,449	\$8,449	\$0	\$0	\$0	\$0	\$0	\$0	\$8,449
Other (See Appendix F)	\$0	\$0	\$0	\$0	\$0	\$0	\$0	\$0	\$0
Innovative Financing Total	\$8,449	\$8,449	\$0	\$0	\$0	\$0	\$0	\$0	\$8,449
PROGRAMMED TOTAL	\$348,509	\$348,509	\$512,989	\$569,540	\$368,827	\$385,038	\$317,328	\$322,044	\$1,625,131

TABLE 3: REVENUE-PROGRAMMED

Association of Monterey Bay Area Governments
 2021 Metropolitan Transportation Improvement Program
 Amendment 12
 (\$'s in 1,000)

Funding Source	FY 2021		FY 2022		FY 2023		FY 2024		CURRENT
	Amendment		Amendment		Amendment		Amendment		
	Prior No. 9	Current No. 12	Prior No. 9	Current No. 12	Prior No. 9	Current No. 12	Prior No. 9	Current No. 12	
Local									
Local Total	\$361,743	\$361,743	\$258,524	\$258,524	\$390,366	\$390,366	\$401,330	\$401,330	\$1,411,963
Regional									
Tolls	\$0	\$0	\$0	\$0	\$0	\$0	\$0	\$0	\$0
Bridge	\$0	\$0	\$0	\$0	\$0	\$0	\$0	\$0	\$0
Corridor	\$0	\$0	\$0	\$0	\$0	\$0	\$0	\$0	\$0
Regional Sales Tax	\$0	\$0	\$0	\$0	\$0	\$0	\$0	\$0	\$0
Other	\$0	\$0	\$0	\$0	\$0	\$0	\$0	\$0	\$0
Regional Total	\$0	\$0	\$0	\$0	\$0	\$0	\$0	\$0	\$0
State									
<i>State Highway Operations and Protection Program (SHOPP)</i>									
SHOPP	\$0	\$0	\$0	\$0	\$0	\$0	\$0	\$0	\$0
SHOPP Prior	\$0	\$0	\$0	\$0	\$0	\$0	\$0	\$0	\$0
State Minor Program	\$0	\$0	\$0	\$0	\$0	\$0	\$0	\$0	\$0
<i>State Transportation Improvement Program (STIP)</i>									
STIP	\$0	\$0	\$0	\$0	\$0	\$0	\$0	\$0	\$0
STIP Prior	\$0	\$0	\$0	\$0	\$0	\$0	\$0	\$0	\$0
<i>State Bond</i>									
Proposition 1A (High Speed Passenger Train Bond Program)	\$0	\$0	\$0	\$0	\$0	\$0	\$0	\$0	\$0
Proposition 1B (Highway Safety, Traffic Reduction, Air Quality, and Port Security)	\$0	\$0	\$0	\$0	\$0	\$0	\$0	\$0	\$0
<i>Active Transportation Program</i>									
Highway Maintenance (HM) Program	\$0	\$0	\$0	\$0	\$0	\$0	\$0	\$0	\$0
Highway Bridge Program (HBP)	\$0	\$0	\$0	\$0	\$0	\$0	\$0	\$0	\$0
Road Repair and Accountability Act of 2017 (SB1)	\$0	\$0	\$0	\$0	\$0	\$0	\$0	\$0	\$0
Traffic Congestion Relief Program (TCRP)	\$0	\$0	\$0	\$0	\$0	\$0	\$0	\$0	\$0
State Transit Assistance (STA)(e.g., population/revenue based, Prop 4)	\$0	\$0	\$0	\$0	\$0	\$0	\$0	\$0	\$0
Other	\$0	\$0	\$0	\$0	\$0	\$0	\$0	\$0	\$0
State Total	\$0	\$0	\$0	\$0	\$0	\$0	\$0	\$0	\$0
Federal Transit									
5307 - Urbanized Area Formula Grants	\$0	\$0	\$0	\$0	\$0	\$0	\$0	\$0	\$0
5309 - Fixed Guideway Capital Investment Grants	\$0	\$0	\$0	\$0	\$0	\$0	\$0	\$0	\$0
5309b - New and Small Starts (Capital Investment Grants)	\$0	\$0	\$0	\$0	\$0	\$0	\$0	\$0	\$0
5309c - Bus and Bus Related Grants	\$0	\$0	\$0	\$0	\$0	\$0	\$0	\$0	\$0
5310 - Enhanced Mobility of Seniors and Individuals with Disabilities	\$0	\$0	\$0	\$0	\$0	\$0	\$0	\$0	\$0
5311 - Formula Grants for Rural Areas	\$0	\$0	\$0	\$0	\$0	\$0	\$0	\$0	\$0
5311f - Intercity Bus	\$0	\$0	\$0	\$0	\$0	\$0	\$0	\$0	\$0
5337 - State of Good Repair Grants	\$0	\$0	\$0	\$0	\$0	\$0	\$0	\$0	\$0
5339 - Bus and Bus Facilities Formula Grants	\$0	\$0	\$0	\$0	\$0	\$0	\$0	\$0	\$0
FTA Transfer from Prior FTIP	\$0	\$0	\$0	\$0	\$0	\$0	\$0	\$0	\$0
Other	\$0	\$0	\$0	\$0	\$0	\$0	\$0	\$0	\$0
Federal Transit Total	\$0	\$0	\$0	\$0	\$0	\$0	\$0	\$0	\$0
Federal Highway									
Congestion Mitigation and Air Quality (CMAQ) Improvement Program	\$0	\$0	\$0	\$0	\$0	\$0	\$0	\$0	\$0
Construction of Ferry Boats and Ferry Terminal Facilities (Ferry Boat Program)	\$0	\$0	\$0	\$0	\$0	\$0	\$0	\$0	\$0
Coordinated Border Infrastructure Program	\$0	\$0	\$0	\$0	\$0	\$0	\$0	\$0	\$0
Federal Lands Access Program	\$0	\$0	\$0	\$0	\$0	\$0	\$0	\$0	\$0
Federal Lands Transportation Program	\$0	\$0	\$0	\$0	\$0	\$0	\$0	\$0	\$0
GARVEE Bonds Debt Service Payments	\$0	\$0	\$0	\$0	\$0	\$0	\$0	\$0	\$0
Highway Infrastructure Program (HIP)	\$0	\$0	\$0	\$0	\$0	\$0	\$0	\$0	\$0
High Priority Projects (HPP) and Demo	\$0	\$0	\$0	\$0	\$0	\$0	\$0	\$0	\$0
Highway Safety Improvement Program (HSIP)	\$0	\$0	\$0	\$0	\$0	\$0	\$0	\$0	\$0
National Highway Freight Program (NHFP)	\$0	\$0	\$0	\$0	\$0	\$0	\$0	\$0	\$0
Nationally Significant Freight and Highway Projects (FASTLANE/INFRA Grants)	\$0	\$0	\$0	\$0	\$0	\$0	\$0	\$0	\$0
Railway-Highway Crossings Program	\$0	\$0	\$0	\$0	\$0	\$0	\$0	\$0	\$0
Recreational Trails Program	\$0	\$0	\$0	\$0	\$0	\$0	\$0	\$0	\$0
SAFETEA-LU Safe Routes to School (SRTS)	\$0	\$0	\$0	\$0	\$0	\$0	\$0	\$0	\$0
Surface Transportation Block Grant Program (STBGP/RSTP)	\$6,132	\$6,132	\$10,408	\$10,408	\$10,404	\$10,404	\$10,401	\$10,401	\$37,345
Other	\$0	\$0	\$0	\$0	\$0	\$0	\$0	\$0	\$0
Federal Highway Total	\$6,132	\$6,132	\$10,408	\$10,408	\$10,404	\$10,404	\$10,401	\$10,401	\$37,345
Federal Rail									
Other Federal Railroad Administration	\$0	\$0	\$0	\$0	\$0	\$0	\$0	\$0	\$0
Federal Railroad Administration Total	\$0	\$0	\$0	\$0	\$0	\$0	\$0	\$0	\$0
Federal Total	\$6,132	\$6,132	\$10,408	\$10,408	\$10,404	\$10,404	\$10,401	\$10,401	\$37,345
Innovative Finance									
TIFIA (Transportation Infrastructure Finance and Innovation Act)	\$0	\$0	\$0	\$0	\$0	\$0	\$0	\$0	\$0
Other	\$0	\$0	\$0	\$0	\$0	\$0	\$0	\$0	\$0
Innovative Financing Total	\$0	\$0	\$0	\$0	\$0	\$0	\$0	\$0	\$0
REVENUE - PROGRAM TOTAL	\$367,875	\$367,875	\$268,932	\$268,932	\$400,770	\$400,770	\$411,730	\$411,730	\$1,449,307