



April 13, 2022

Mr. Abhijit Bagde, Senior Transportation Engineer  
California Department of Transportation  
Office of Federal Transportation  
Management Program, MS82  
P.O. Box 924874  
Sacramento, CA 94274-0001

Attn.: Mr. Abhijit Bagde

Re: Formal Amendment No. 9 to the FFY 2020-21 to FFY 2023-24 Monterey Bay Metropolitan  
Transportation Improvement Program (MTIP)

Dear Mr. Bagde:

The AMBAG Board of Directors approved Formal Amendment No. 9 to the FFY 2020-21 to FFY 2023-24 Monterey Bay Metropolitan Transportation Improvement Program (MTIP) on April 14, 2022 by adopting Resolution No. 2022-9 (**Attachment 1**). Please initiate the state and federal approval process for Formal Amendment No. 9.

Formal Amendment No. 9 to the FFY 2020-21 to FFY 2023-24 MTIP updates three (3) projects, as listed in **Attachment 2**, Summary of Changes. The projects meet the general requirements for a project to be approved by the U.S. Department of Transportation as part of the MTIP:

1. Projects must be consistent with AMBAG's adopted Metropolitan Transportation Plan (MTP);
2. Projects must be financially constrained; and
3. Projects must satisfy public review requirements.

In accordance with the FAST Act, Formal Amendment No. 9 to the FFY 2020-21 to FFY 2023-24 MTIP is financially constrained to reasonably available resources and adequate public review opportunity was provided.


Projects included in Formal Amendment No. 9 to the FFY 2020-21 to FFY 2023-24 MTIP have been developed in accordance with all applicable transportation planning requirements per 23 CFR Part 450 and are expected to support the establishment and achievement of performance management targets.

The Monterey Bay region is designated as attainment for Federal air quality standards, therefore the changes proposed by this formal amendment are not subject to the requirement that an air quality conformity determination be made.

In addition to being available in CTIPS, programming pages for the projects included in Formal Amendment No. 9 to the FFY 2020-21 to FFY 2023-24 MTIP are also enclosed herewith for your reference (**Attachment 3**).

If you have any questions or comments, please contact Bhupendra Patel at (831) 264-5091 or [bpatel@ambag.org](mailto:bpatel@ambag.org).

Sincerely,



Maura F. Twomey  
Executive Director

Attachments:

1. Attachment 1: Resolution No. 2022-9
2. Attachment 2: Summary of Changes
3. Attachment 3: Project Programming Pages

cc: (e-mail)

Patrick Pittenger, California Division, FHWA

Lucinda Eagle, FTA Region IX

Sherri Martin, SHOPP, LCO, and FTIP Coordinator, District 5

Todd Muck, Executive Director, TAMC

Guy Preston, Executive Director, SCCRTC

Mary Gilbert, Executive Director, SBtCOG

Alex Clifford, General Manager, METRO

Carl Sedoryk, General Manager, MST

**A RESOLUTION  
OF THE BOARD OF DIRECTORS OF THE  
ASSOCIATION OF MONTEREY BAY AREA GOVERNMENTS  
ADOPTING FORMAL AMENDMENT NO. 9 TO THE MONTEREY BAY METROPOLITAN  
TRANSPORTATION IMPROVEMENT PROGRAM (MTIP)  
FFY 2020-21 to FFY 2023-24**

**WHEREAS**, the Association of Monterey Bay Area Governments has been designated by the Governor of the State of California as the Metropolitan Planning Organization (MPO) for the Monterey Bay area; and

**WHEREAS**, Title 23 Code of Federal Regulations, Part 450, and Title 49 Code of Federal Regulations, Part 613, require that in each urbanized area, as a condition to the receipt of Federal capital or operating assistance, the MPO carries out, in cooperation with State, local agencies and publicly owned operators of mass transportation services, a continuing, cooperative and comprehensive transportation planning process that results in plans and programs consistent with the comprehensively planned development of the urbanized area; and

**WHEREAS**, the Fixing America's Surface Transportation Act (FAST Act) calls for the development of at least a four-year Transportation Improvement Program (TIP), under direction of the MPO in cooperation with State and local officials, regional and local transit operators, and other affected transportation and regional planning and implementing agencies; and

**WHEREAS**, AMBAG has developed a four-year program of projects, consistent with AMBAG's *2040 Metropolitan Transportation Plan/Sustainable Communities Strategy*, the *2021 State Transportation Improvement Program*, the *2021 State Highway Operation and Protection Program*, and the area's Regional Transportation Improvement Programs and Short Range Transit Plans; and


**WHEREAS**, this document is financially constrained and prioritized by funding year, adding only those projects for which funding has been identified and committed in accordance with 23 CFR 450; and


**WHEREAS**, projects in Formal Amendment No. 9 satisfy the transportation conformity provisions of 40 CFR 93.122(g) and all applicable transportation planning requirements per 23 CFR Part 450 and are expected to support the establishment and achievement of performance management targets; and

**WHEREAS**, consultation with cognizant agencies was undertaken and the MTIP was considered with adequate opportunity for public review and comment, in accordance with 23 CFR 450:

**NOW, THEREFORE, BE IT RESOLVED** that the Board of Directors of the Association of Monterey Bay Area Governments does hereby approve and authorize the submission of Formal Amendment No. 9 to the *Monterey Bay Metropolitan Transportation Improvement Program FFY 2020-21 to FY 2023-24* to the appropriate Federal and State agencies.

**PASSED AND ADOPTED** this 13<sup>th</sup> day of April 2022.

  
\_\_\_\_\_  
Kristen Brown, President

  
\_\_\_\_\_  
Maura F. Twomey, Executive Director

Attachment 2  
Summary of Changes

MTIP FFY 2020-21 to FFY 2023-24  
Formal Amendment No. 9

Project Number	Project Name	Change	Prior \$ (\$1,000)	New \$ (\$1,000)	% Change
PRR01GP	Grouped Projects for Roadway Rehabilitation and Resurfacing	New grouped project listing	\$0	\$10,018	100%
MTD09SC	CNG Bus Replacement and Rehabilitation	Increase scope to 34 CNG replacement buses. STA Transit Assist, CON: Add \$300K in FFY 2022/23 (was \$0K), add \$400K in FFY 2023/24 (was \$0K). Measure D-2016 Transportation Improvement Plan funds, CON: Add \$500K in FFY 2022/23 (was \$0K), add \$600K in FFY 2023/24 (was \$0K). FTA5307 Urbanized Area Formula Grant funds, CON: Add \$12,000K in FFY 2022-23 (was \$0K) and add \$13,000K in FFY 2023-24 (was \$0K) FTA State of Good Repair Formula Grants, CON: Add \$1,000K in FFY 2023/24 (was \$0K).	\$3,720	\$31,520	747%
MTD25SC	SC METRO Revenue Vehicle Replacements	Add \$5,000K Local Transportation Funds in FFY 2022/23, CON (was \$0K) Add \$2,000K Local Transportation Funds in FFY 2023/24, CON (was \$0K) Add \$5,000K Local Measure D Funds in FFY 2023/24, CON (was \$0K)	\$2,500	\$14,500	480%

**MTIP FFY 2020-21 to FFY 2023-24  
Formal Amendment No. 9**

**MPO ID:** PRR01GP

**CTIPS ID:** 201-0000-0577

**TITLE:** Grouped Projects for Pavement Resurfacing and/or Rehabilitation

**DESCRIPTION:** Projects are consistent with 40 CFR Part 93.126 Exempt Tables 2 and Table 3 categories -Pavement resurfacing and/or rehabilitation

**COUNTY:** Various Counties

**SYSTEM:** Local Highway System

**IMPLEMENTING AGENCY:** Various Agencies

Dollars in Thousands

Fund Category:Other Fed

Fund Type:Highway Infrastructure Program (HIP)

	PRIOR	20/21	21/22	22/23	23/24	FUTURE	TOTAL
PE	\$0	\$0	\$0	\$0	\$0	\$0	\$0
RW	\$0	\$0	\$0	\$0	\$0	\$0	\$0
CON	\$0	\$0	\$505	\$0	\$0	\$0	\$505
Total:	\$0	\$0	\$505	\$0	\$0	\$0	\$505

Fund Category:Other Fed

Fund Type:Coronavirus Response and Relief Supplemental Appro

	PRIOR	20/21	21/22	22/23	23/24	FUTURE	TOTAL
PE	\$0	\$0	\$0	\$0	\$0	\$0	\$0
RW	\$0	\$0	\$0	\$0	\$0	\$0	\$0
CON	\$0	\$0	\$1,266	\$0	\$0	\$0	\$1,266
Total:	\$0	\$0	\$1,266	\$0	\$0	\$0	\$1,266

Fund Category:RIP

Fund Type:

	PRIOR	20/21	21/22	22/23	23/24	FUTURE	TOTAL
PE	\$0	\$0	\$0	\$0	\$0	\$0	\$0
RW	\$0	\$0	\$0	\$0	\$0	\$0	\$0
CON	\$0	\$0	\$1,550	\$1,645	\$0	\$0	\$3,195
Total:	\$0	\$0	\$1,550	\$1,645	\$0	\$0	\$3,195

Fund Category:Local Funds

Fund Type:Local Transportation Funds

	PRIOR	20/21	21/22	22/23	23/24	FUTURE	TOTAL
PE	\$0	\$0	\$0	\$0	\$0	\$0	\$0
RW	\$0	\$0	\$0	\$0	\$0	\$0	\$0
CON	\$0	\$0	\$3,245	\$263	\$0	\$0	\$3,508
Total:	\$0	\$0	\$3,245	\$263	\$0	\$0	\$3,508

Fund Category:RIP

Fund Type:COVID Relief Funds - STIP

	PRIOR	20/21	21/22	22/23	23/24	FUTURE	TOTAL
PE	\$0	\$0	\$0	\$0	\$0	\$0	\$0
RW	\$0	\$0	\$0	\$0	\$0	\$0	\$0
CON	\$0	\$0	\$1,000	\$0	\$0	\$0	\$1,000
Total:	\$0	\$0	\$1,000	\$0	\$0	\$0	\$1,000

Fund Category:Other State

Fund Type:STPL State Exchange

	PRIOR	20/21	21/22	22/23	23/24	FUTURE	TOTAL
PE	\$0	\$0	\$0	\$0	\$0	\$0	\$0
RW	\$0	\$0	\$0	\$0	\$0	\$0	\$0
CON	\$0	\$0	\$99	\$445	\$0	\$0	\$544
Total:	\$0	\$0	\$99	\$445	\$0	\$0	\$544

Project Total:

	PRIOR	20/21	21/22	22/23	23/24	FUTURE	TOTAL
PE	\$0	\$0	\$0	\$0	\$0	\$0	\$0
RW	\$0	\$0	\$0	\$0	\$0	\$0	\$0
CON	\$0	\$0	\$7,665	\$2,353	\$0	\$0	\$10,018
Total:	\$0	\$0	\$7,665	\$2,353	\$0	\$0	\$10,018

Project Title: Grouped Projects for Pavement Resurfacing and/or Rehabilitation

MPO ID: PRR01GP

CTIPS ID: 201-0000-0577

Prg. Year	County	EA #	PPNO#	ROUTE	Implementing Agency	Project Title	Project Description	PE	ROW	CON	TOTAL
FFY21/22	SCR	HIPL-5936(150)	3087	Alba Rd & Jamison Creek Rd	County of Santa Cruz	Emergency Routes Resurfacing; Alba & Jamison Creek Roads	Near Ben Lomond and Bonny Doon on Alba Road (Empire Grade to SR9) and Jamison Creek Rd (Empire Grade to SR236), road resurfacing			\$1,870,000	\$1,870,000
FY22/23	SCR	TBD	3088	San Andreas Rd	County of Santa Cruz	San Andreas Rd, Manresa Beach-Sunset Beach Rd, resurface	San Andreas Rd, Manresa Beach-Sunset Beach Rd, resurface			\$1,863,000	\$1,863,000
FY21/22	SCR	TBD	3090	Chestnut St	City of Santa Cruz	Chesnut St, Laurel St-Green St, rehab/bike&ped	In city of Santa Cruz on Chestnut St from Laurel St to Green St, paving rehab and bike/ped safety improvements and storm drain	\$15,000		\$2,150,000	\$2,165,000
FY21/22	SCR	TBD	2825	Freedom Blvd	City of Watsonville	Freedom Blvd, Alta Vista Av-Davis Av, reconstruct	In city of Watsonville on Freedom Blvd from Alta Vista to Green Valley Rd, reconstruction	\$362,000		\$3,268,000	\$3,630,000
FY22/23	SCR	TBD	na	Holohan Rd	County of Santa Cruz	Holohan Road Resurfacing	Near Freedom/Watsonville on Holohan Rd from Green Vally Rd to Hwy 152, roadway resurfacing			\$490,468	\$490,468
Total								\$377,000	\$0	\$9,641,468	\$10,018,468

**MPO ID:** MTD09SC

**CTIPS ID:** 201-0000-0555

**TITLE:** CNG Bus Replacement and Rehabilitation

**DESCRIPTION:** Refurbish three and purchase up to 34 CNG replacement buses for Santa Cruz County local fixed-route service.

**COUNTY:** Santa Cruz County

**IMPLEMENTING AGENCY:** Santa Cruz Metropolitan Transit District

**PRJ MGR:** Eddie Benson

**PHONE:** (831) 420-2590

Dollars in Thousands

Fund Category:FTA Funds

Fund Type:Bus and Bus Facilities Program - FTA 5339

	PRIOR	20/21	21/22	22/23	23/24	FUTURE	TOTAL
PE	\$0	\$0	\$0	\$0	\$0	\$0	\$0
RW	\$0	\$0	\$0	\$0	\$0	\$0	\$0
CON	\$2,752	\$0	\$1,840	\$0	\$0	\$0	\$4,592
Total:	\$2,752	\$0	\$1,840	\$0	\$0	\$0	\$4,592

Fund Category:Other State

Fund Type:STA Transit Assist

	PRIOR	20/21	21/22	22/23	23/24	FUTURE	TOTAL
PE	\$0	\$0	\$0	\$0	\$0	\$0	\$0
RW	\$0	\$0	\$0	\$0	\$0	\$0	\$0
CON	\$1,405	\$0	\$0	\$300	\$400	\$500	\$2,605
Total:	\$1,405	\$0	\$0	\$300	\$400	\$500	\$2,605

Fund Category:Local Funds

Fund Type:Measure D - 2016 Transportation Improvement Plan

	PRIOR	20/21	21/22	22/23	23/24	FUTURE	TOTAL
PE	\$0	\$0	\$0	\$0	\$0	\$0	\$0
RW	\$0	\$0	\$0	\$0	\$0	\$0	\$0
CON	\$272	\$0	\$460	\$500	\$600	\$700	\$2,532
Total:	\$272	\$0	\$460	\$500	\$600	\$700	\$2,532

Fund Category:FTA Funds

Fund Type:FTA5307 - Urbanized Area Formula Program

	PRIOR	20/21	21/22	22/23	23/24	FUTURE	TOTAL
PE	\$0	\$0	\$0	\$0	\$0	\$0	\$0
RW	\$0	\$0	\$0	\$0	\$0	\$0	\$0
CON	\$4,200	\$0	\$0	\$12,000	\$13,000	\$0	\$29,200
Total:	\$4,200	\$0	\$0	\$12,000	\$13,000	\$0	\$29,200

Fund Category:State Bond

Fund Type:Public Transportation Modernization Improvement

	PRIOR	20/21	21/22	22/23	23/24	FUTURE	TOTAL
PE	\$0	\$0	\$0	\$0	\$0	\$0	\$0
RW	\$0	\$0	\$0	\$0	\$0	\$0	\$0



CON	\$0	\$0	\$420	\$0	\$0	\$0	\$420
Total:	\$0	\$0	\$420	\$0	\$0	\$0	\$420

Fund Category:FTA Funds

Fund Type:State of Good Repair Formula Grants

	PRIOR	20/21	21/22	22/23	23/24	FUTURE	TOTAL
PE	\$0	\$0	\$0	\$0	\$0	\$0	\$0
RW	\$0	\$0	\$0	\$0	\$0	\$0	\$0
CON	\$0	\$0	\$0	\$1,000	\$1,000	\$2,000	\$4,000
Total:	\$0	\$0	\$0	\$1,000	\$1,000	\$2,000	\$4,000

Project Total:

	PRIOR	20/21	21/22	22/23	23/24	FUTURE	TOTAL
PE	\$0	\$0	\$0	\$0	\$0	\$0	\$0
RW	\$0	\$0	\$0	\$0	\$0	\$0	\$0
CON	\$8,629	\$0	\$2,720	\$13,800	\$15,000	\$3,200	\$43,349
Total:	\$8,629	\$0	\$2,720	\$13,800	\$15,000	\$3,200	\$43,349

**MPO ID:** MTD25SC

**CTIPS ID:** 101-0000-0573

**TITLE:** SC METRO Revenue Vehicle Replacements

**DESCRIPTION:** The project will enable METRO to replace ten (10), 40-foot old buses with ten (10), 40-foot Zero Emission Buses (ZEB) to serve Santa Cruz and Santa Clara Counties.

**COUNTY:** Santa Cruz County

**IMPLEMENTING AGENCY:** Santa Cruz Metropolitan Transit District

**PRJ MGR:** Eddie Benson

**PHONE:** (831) 420-2590

Dollars in Thousands

Fund Category:RIP

Fund Type:STIP Advance Construction

	PRIOR	20/21	21/22	22/23	23/24	FUTURE	TOTAL
PE	\$0	\$0	\$0	\$0	\$0	\$0	\$0
RW	\$0	\$0	\$0	\$0	\$0	\$0	\$0
CON	\$870	\$0	\$0	\$0	\$0	\$0	\$870
Total:	\$870	\$0	\$0	\$0	\$0	\$0	\$870

Fund Category:State SB1 LPP

Fund Type:Local Partnership Program - Formula distribution

	PRIOR	20/21	21/22	22/23	23/24	FUTURE	TOTAL
PE	\$0	\$0	\$0	\$0	\$0	\$0	\$0
RW	\$0	\$0	\$0	\$0	\$0	\$0	\$0
CON	\$155	\$0	\$0	\$0	\$0	\$0	\$155
Total:	\$155	\$0	\$0	\$0	\$0	\$0	\$155

Fund Category:State SB1 LPP

Fund Type:Local Partnership Program - Formula distribution

	PRIOR	20/21	21/22	22/23	23/24	FUTURE	TOTAL
PE	\$0	\$0	\$0	\$0	\$0	\$0	\$0
RW	\$0	\$0	\$0	\$0	\$0	\$0	\$0
CON	\$631	\$0	\$0	\$0	\$0	\$0	\$631
Total:	\$631	\$0	\$0	\$0	\$0	\$0	\$631

Fund Category:Local Funds

Fund Type:Local Transportation Funds

	PRIOR	20/21	21/22	22/23	23/24	FUTURE	TOTAL
PE	\$0	\$0	\$0	\$0	\$0	\$0	\$0
RW	\$0	\$0	\$0	\$0	\$0	\$0	\$0
CON	\$300	\$0	\$0	\$5,000	\$2,000	\$1,000	\$8,300
Total:	\$300	\$0	\$0	\$5,000	\$2,000	\$1,000	\$8,300

Fund Category:Local Funds

Fund Type:Measure D - 2016 Transportation Improvement Plan

	PRIOR	20/21	21/22	22/23	23/24	FUTURE	TOTAL
PE	\$0	\$0	\$0	\$0	\$0	\$0	\$0

RW	\$0	\$0	\$0	\$0	\$0	\$0	\$0
CON	\$0	\$0	\$0	\$2,500	\$5,000	\$0	\$7,500
Total:	\$0	\$0	\$0	\$2,500	\$5,000	\$0	\$7,500

Fund Category:FTA Funds

Fund Type:Bus and Bus Facilities Program - FTA 5339

	PRIOR	20/21	21/22	22/23	23/24	FUTURE	TOTAL
PE	\$0	\$0	\$0	\$0	\$0	\$0	\$0
RW	\$0	\$0	\$0	\$0	\$0	\$0	\$0
CON	\$0	\$0	\$0	\$0	\$0	\$12,500	\$12,500
Total:	\$0	\$0	\$0	\$0	\$0	\$12,500	\$12,500

Project Total:

	PRIOR	20/21	21/22	22/23	23/24	FUTURE	TOTAL
PE	\$0	\$0	\$0	\$0	\$0	\$0	\$0
RW	\$0	\$0	\$0	\$0	\$0	\$0	\$0
CON	\$1,956	\$0	\$0	\$7,500	\$7,000	\$13,500	\$29,956
Total:	\$1,956	\$0	\$0	\$7,500	\$7,000	\$13,500	\$29,956

TABLE 1: REVENUE

Association of Monterey Bay Area Governments  
 2021 Metropolitan Transportation Improvement Program  
 Amendment 9  
 (\$'s in 1,000)

Funding Source	4 YEAR (FTIP Period)								TOTAL CURRENT
	FY 2021		FY 2022		FY 2023		FY 2024		
	Amendment Prior No. 7	Current No. 9	Amendment Prior No. 7	Current No. 9	Amendment Prior No. 7	Current No. 9	Amendment Prior No. 7	Current No. 9	
<b>Local</b>									
Sales Tax	\$93,529	\$93,529	\$95,166	\$89,162	\$96,831	\$99,731	\$98,526	\$109,161	\$390,394
City	\$2,792	\$2,792	\$2,840	\$2,840	\$2,890	\$2,890	\$2,941	\$2,941	\$11,463
County	\$90,738	\$89,548	\$92,326	\$86,322	\$93,941	\$96,841	\$95,585	\$106,220	\$378,931
Gas Tax	\$49,471	\$49,471	\$49,471	\$49,471	\$49,471	\$49,471	\$49,471	\$49,471	\$197,884
Gas Tax (Subventions to Cities)	\$0	\$0	\$0	\$0	\$0	\$0	\$0	\$0	\$0
Gas Tax (Subventions to Counties)	\$49,471	\$49,471	\$49,471	\$49,471	\$49,471	\$49,471	\$49,471	\$49,471	\$197,884
Other Local Funds	\$36,749	\$36,749	\$37,392	\$37,392	\$37,822	\$38,484	\$38,484	\$38,484	\$150,446
County General Funds	\$13,139	\$13,139	\$13,369	\$13,369	\$13,603	\$13,603	\$13,841	\$13,841	\$53,953
City General Funds	\$0	\$0	\$0	\$0	\$0	\$0	\$0	\$0	\$0
Street Taxes and Developer Fees	\$23,609	\$23,609	\$24,022	\$24,022	\$24,219	\$24,219	\$24,642	\$24,642	\$96,492
RSTP Exchange funds	\$0	\$0	\$0	\$0	\$0	\$0	\$0	\$0	\$0
Transit	\$0	\$0	\$0	\$0	\$0	\$0	\$0	\$0	\$0
Transit Fares	\$0	\$0	\$0	\$0	\$0	\$0	\$0	\$0	\$0
Other (See Appendix 1)	\$301,087	\$301,087	\$244,459	\$247,704	\$335,132	\$340,395	\$305,590	\$307,600	\$1,196,786
<b>Local Total</b>	<b>\$480,835</b>	<b>\$479,645</b>	<b>\$426,488</b>	<b>\$423,729</b>	<b>\$519,257</b>	<b>\$527,420</b>	<b>\$492,071</b>	<b>\$504,716</b>	<b>\$1,935,510</b>
<b>Regional</b>									
Tolls	\$0	\$0	\$0	\$0	\$0	\$0	\$0	\$0	\$0
Bridge	\$0	\$0	\$0	\$0	\$0	\$0	\$0	\$0	\$0
Corridor	\$0	\$0	\$0	\$0	\$0	\$0	\$0	\$0	\$0
Regional Sales Tax	\$0	\$0	\$0	\$0	\$0	\$0	\$0	\$0	\$0
Other (See Appendix 2)	\$0	\$0	\$0	\$0	\$0	\$0	\$0	\$0	\$0
<b>Regional Total</b>	<b>\$0</b>	<b>\$0</b>	<b>\$0</b>	<b>\$0</b>	<b>\$0</b>	<b>\$0</b>	<b>\$0</b>	<b>\$0</b>	<b>\$0</b>
<b>State</b>									
State Highway Operations and Protection Program (SHOPP)	\$96,418	\$96,418	\$152,532	\$152,682	\$74,196	\$91,398	\$71,162	\$71,390	\$411,888
SHOPP	\$96,418	\$96,418	\$152,532	\$152,682	\$74,196	\$91,398	\$71,162	\$71,390	\$411,888
SHOPP Prior	\$0	\$0	\$0	\$0	\$0	\$0	\$0	\$0	\$0
State Minor Program	\$0	\$0	\$0	\$0	\$0	\$0	\$0	\$0	\$0
State Transportation Improvement Program (STIP)	\$31,850	\$31,850	\$99,728	\$102,278	\$7,016	\$8,961	\$23,516	\$23,516	\$166,605
STIP	\$31,850	\$31,850	\$99,728	\$102,278	\$7,016	\$8,961	\$23,516	\$23,516	\$166,605
STIP Prior	\$0	\$0	\$0	\$0	\$0	\$0	\$0	\$0	\$0
State Bond	\$0	\$0	\$420	\$420	\$0	\$0	\$0	\$0	\$420
Proposition 1A (High Speed Passenger Train Bond Program)	\$0	\$0	\$0	\$0	\$0	\$0	\$0	\$0	\$0
Proposition 1B (Highway Safety, Traffic Reduction, Air Quality, and Port Security Bond Act of 2006)	\$0	\$0	\$420	\$420	\$0	\$0	\$0	\$0	\$420
Active Transportation Program (ATP)	\$3,783	\$3,783	\$11,928	\$11,928	\$10,541	\$10,541	\$10,465	\$10,465	\$36,717
Highway Maintenance (HM) Program	\$0	\$0	\$0	\$0	\$0	\$0	\$0	\$0	\$0
Highway Bridge Program (HBP)	\$6,259	\$6,259	\$6,410	\$6,410	\$0	\$0	\$7,782	\$7,857	\$20,526
Road Repair and Accountability Act of 2017 (SB1)	\$45,184	\$45,184	\$30,587	\$30,587	\$78,702	\$78,702	\$926	\$926	\$155,399
Traffic Congestion Relief Program (TCRP)	\$0	\$0	\$0	\$0	\$0	\$0	\$0	\$0	\$0
State Transit Assistance (STA)(e.g., population/revenue based, Prop 42)	\$0	\$0	\$0	\$0	\$300	\$600	\$0	\$400	\$1,000
Other (See Appendix 3)	\$5,490	\$5,490	\$17,849	\$17,849	\$635	\$635	\$1,577	\$1,577	\$25,551
<b>State Total</b>	<b>\$188,984</b>	<b>\$188,984</b>	<b>\$319,454</b>	<b>\$322,154</b>	<b>\$171,390</b>	<b>\$190,837</b>	<b>\$115,428</b>	<b>\$116,131</b>	<b>\$818,106</b>
<b>Federal Transit</b>									
5307 - Urbanized Area Formula Grants	\$18,999	\$18,999	\$14,441	\$14,441	\$18,001	\$33,341	\$18,499	\$35,037	\$101,818
5309 - Fixed Guideway Capital Investment Grants	\$0	\$0	\$0	\$0	\$0	\$0	\$40,000	\$40,000	\$40,000
5309b - New and Small Starts (Capital Investment Grants)	\$0	\$0	\$0	\$0	\$0	\$0	\$0	\$0	\$0
5309c - Bus and Bus Related Grants	\$0	\$0	\$0	\$0	\$0	\$0	\$0	\$0	\$0
5310 - Enhanced Mobility of Seniors and Individuals with Disabilities	\$0	\$0	\$0	\$0	\$0	\$0	\$0	\$0	\$0
5311 - Formula Grants for Rural Areas	\$1,234	\$1,234	\$1,224	\$1,280	\$1,307	\$1,364	\$1,334	\$1,392	\$5,270
5311f - Intercity Bus	\$1,013	\$1,013	\$379	\$379	\$1,064	\$1,064	\$1,096	\$1,096	\$3,552
5337 - State of Good Repair Grants	\$0	\$0	\$0	\$0	\$1,000	\$1,000	\$0	\$1,000	\$2,000
5339 - Bus and Bus Facilities Formula Grants	\$2,137	\$2,137	\$5,850	\$5,864	\$1,511	\$1,540	\$1,639	\$1,568	\$11,109
FTA Transfer from Prior FTIP	\$0	\$0	\$0	\$0	\$0	\$0	\$0	\$0	\$0
Other (See Appendix 4)	\$0	\$0	\$0	\$0	\$405	\$405	\$0	\$0	\$405
<b>Federal Transit Total</b>	<b>\$23,383</b>	<b>\$23,383</b>	<b>\$21,894</b>	<b>\$21,964</b>	<b>\$23,288</b>	<b>\$38,714</b>	<b>\$62,568</b>	<b>\$80,093</b>	<b>\$164,154</b>
<b>Federal Highway</b>									
Congestion Mitigation and Air Quality (CMAQ) Improvement Program	\$0	\$0	\$0	\$0	\$0	\$0	\$0	\$0	\$0
Construction of Ferry Boats and Ferry Terminal Facilities (Ferry Boat Program)	\$0	\$0	\$0	\$0	\$0	\$0	\$0	\$0	\$0
Coordinated Border Infrastructure Program	\$0	\$0	\$0	\$0	\$0	\$0	\$0	\$0	\$0
Federal Lands Access Program	\$0	\$0	\$0	\$0	\$0	\$0	\$0	\$0	\$0
Federal Lands Transportation Program	\$0	\$0	\$0	\$0	\$0	\$0	\$0	\$0	\$0
GARVEE Bonds Debt Service Payments	\$0	\$0	\$0	\$0	\$0	\$0	\$0	\$0	\$0
Highway Infrastructure Program (HIP)	\$4,234	\$4,234	\$404	\$909	\$799	\$799	\$0	\$0	\$5,942
High Priority Projects (HPP) and Demo	\$0	\$0	\$312	\$312	\$0	\$0	\$0	\$0	\$312
Highway Safety Improvement Program (HSIP)	\$3,267	\$3,267	\$1,080	\$1,080	\$978	\$978	\$0	\$0	\$5,325
National Highway Freight Program (NHFP)	\$0	\$0	\$0	\$0	\$0	\$0	\$0	\$0	\$0
Nationally Significant Freight and Highway Projects (FASTLANE/INFRA Grants)	\$0	\$0	\$0	\$0	\$0	\$0	\$0	\$0	\$0
Railway-Highway Crossings Program	\$0	\$0	\$0	\$0	\$0	\$0	\$0	\$0	\$0
Recreational Trails Program	\$0	\$0	\$0	\$0	\$0	\$0	\$0	\$0	\$0
SAFETEA-LU Safe Routes to School (SRTS)	\$0	\$0	\$0	\$0	\$0	\$0	\$0	\$0	\$0
Surface Transportation Block Grant Program (STBGP/RSTP)	\$6,132	\$6,132	\$10,408	\$11,773	\$10,404	\$10,849	\$10,401	\$10,401	\$39,155
Other (see Appendix 5)	\$1,100	\$1,100	\$0	\$0	\$0	\$0	\$17,718	\$17,718	\$18,818
<b>Federal Highway Total</b>	<b>\$14,733</b>	<b>\$14,733</b>	<b>\$12,204</b>	<b>\$14,074</b>	<b>\$12,181</b>	<b>\$12,626</b>	<b>\$28,119</b>	<b>\$28,119</b>	<b>\$69,552</b>
Other Federal Railroad Administration (see Appendix 6)	\$0	\$0	\$0	\$0	\$0	\$0	\$0	\$0	\$0
<b>Federal Railroad Administration Total</b>	<b>\$0</b>	<b>\$0</b>	<b>\$0</b>	<b>\$0</b>	<b>\$0</b>	<b>\$0</b>	<b>\$0</b>	<b>\$0</b>	<b>\$0</b>
<b>Federal Total</b>	<b>\$38,116</b>	<b>\$38,116</b>	<b>\$34,098</b>	<b>\$36,038</b>	<b>\$35,469</b>	<b>\$51,340</b>	<b>\$90,687</b>	<b>\$108,212</b>	<b>\$233,706</b>
<b>Innovative Financing</b>									
TIFIA (Transportation Infrastructure Finance and Innovation Act)	\$8,449	\$8,449	\$0	\$0	\$0	\$0	\$0	\$0	\$8,449
Other (See Appendix 7)	\$0	\$0	\$0	\$0	\$0	\$0	\$0	\$0	\$0
<b>Innovative Financing Total</b>	<b>\$8,449</b>	<b>\$8,449</b>	<b>\$0</b>	<b>\$0</b>	<b>\$0</b>	<b>\$0</b>	<b>\$0</b>	<b>\$0</b>	<b>\$8,449</b>
<b>REVENUE TOTAL</b>	<b>\$716,384</b>	<b>\$715,194</b>	<b>\$780,040</b>	<b>\$781,921</b>	<b>\$726,116</b>	<b>\$769,597</b>	<b>\$698,185</b>	<b>\$729,058</b>	<b>\$2,996,960</b>



TABLE 2: PROGRAMMED

Association of Monterey Bay Area Governments  
 2021 Metropolitan Transportation Improvement Program  
 Amendment 9  
 (\$'s in 1,000)

Funding Source	FY 2021		FY 2022		FY 2023		FY 2024		CURRENT
	Amendment		Amendment		Amendment		Amendment		
	Prior No. 7	Current No. 9	Prior No. 7	Current No. 9	Prior No. 7	Current No. 9	Prior No. 7	Current No. 9	
<b>Local</b>									
Local Total	\$119,092	\$119,092	\$167,964	\$165,205	\$128,891	\$137,054	\$90,741	\$103,386	\$523,547
<b>Regional</b>									
Tolls	\$0	\$0	\$0	\$0	\$0	\$0	\$0	\$0	\$0
Bridge	\$0	\$0	\$0	\$0	\$0	\$0	\$0	\$0	\$0
Corridor	\$0	\$0	\$0	\$0	\$0	\$0	\$0	\$0	\$0
Regional Sales Tax	\$0	\$0	\$0	\$0	\$0	\$0	\$0	\$0	\$0
Other (See Appendix A)	\$0	\$0	\$0	\$0	\$0	\$0	\$0	\$0	\$0
<b>Regional Total</b>	<b>\$0</b>	<b>\$0</b>	<b>\$0</b>	<b>\$0</b>	<b>\$0</b>	<b>\$0</b>	<b>\$0</b>	<b>\$0</b>	<b>\$0</b>
<b>State</b>									
State Highway Operations and Protection Program (SHOPP)	\$96,418	\$96,418	\$152,532	\$152,682	\$74,196	\$91,398	\$71,162	\$71,390	\$411,888
SHOPP	\$96,418	\$96,418	\$152,532	\$152,682	\$74,196	\$91,398	\$71,162	\$71,390	\$411,888
SHOPP Prior		\$0		\$0		\$0		\$0	\$0
State Minor Program		\$0		\$0		\$0		\$0	\$0
State Transportation Improvement Program (STIP)	\$31,850	\$31,850	\$99,728	\$102,278	\$7,016	\$8,961	\$23,516	\$23,516	\$166,605
STIP	\$31,850	\$31,850	\$99,728	\$102,278	\$7,016	\$8,961	\$23,516	\$23,516	\$166,605
STIP Prior		\$0		\$0		\$0		\$0	\$0
State Bond	\$0	\$0	\$420	\$420	\$0	\$0	\$0	\$0	\$420
Proposition 1A (High Speed Passenger Train Bond Program)		\$0		\$0		\$0		\$0	\$0
Proposition 18 (Highway Safety, Traffic Reduction, Air Quality, and Port Security Bond Act of 2006)		\$0	\$420	\$420		\$0		\$0	\$420
Active Transportation Program	\$3,783	\$3,783	\$11,928	\$11,928	\$10,541	\$10,541	\$10,465	\$10,465	\$36,717
Highway Maintenance (HM) Program		\$0		\$0		\$0		\$0	\$0
Highway Bridge Program (HBP)	\$6,259	\$6,259	\$6,410	\$6,410		\$0	\$7,782	\$7,857	\$20,526
Road Repair and Accountability Act of 2017 (SB1)	\$45,184	\$45,184	\$30,587	\$30,587	\$78,702	\$78,702	\$926	\$926	\$155,399
Traffic Congestion Relief Program (TCRP)		\$0		\$0		\$0		\$0	\$0
State Transit Assistance (STA)(e.g., population/revenue based, Prop 42)	\$0	\$0		\$0	\$300	\$600		\$400	\$1,000
Other (See Appendix B)	\$5,490	\$5,490	\$17,849	\$17,849	\$635	\$635	\$1,577	\$1,577	\$25,551
<b>State Total</b>	<b>\$188,984</b>	<b>\$188,984</b>	<b>\$319,454</b>	<b>\$322,154</b>	<b>\$171,390</b>	<b>\$190,837</b>	<b>\$115,428</b>	<b>\$116,131</b>	<b>\$818,106</b>
<b>Federal Transit</b>									
5307 - Urbanized Area Formula Grants	\$18,999	\$18,999	\$14,441	\$14,441	\$18,001	\$33,341	\$18,499	\$35,037	\$101,818
5309 - Fixed Guideway Capital Investment Grants		\$0		\$0		\$0	\$40,000	\$40,000	\$40,000
5309b - New and Small Starts (Capital Investment Grants)		\$0		\$0		\$0		\$0	\$0
5309c - Bus and Bus Related Grants		\$0		\$0		\$0		\$0	\$0
5310 - Enhanced Mobility of Seniors and Individuals with Disabilities		\$0		\$0		\$0		\$0	\$0
5311 - Formula Grants for Rural Areas	\$1,234	\$1,234	\$1,224	\$1,280	\$1,307	\$1,364	\$1,334	\$1,392	\$5,270
5311f - Intercity Bus	\$1,013	\$1,013	\$379	\$379	\$1,064	\$1,064	\$1,096	\$1,096	\$3,552
5337 - State of Good Repair Grants		\$0		\$0	\$1,000	\$1,000		\$1,000	\$2,000
5339 - Bus and Bus Facilities Formula Grants	\$2,137	\$2,137	\$5,850	\$5,864	\$1,511	\$1,540	\$1,639	\$1,568	\$11,109
FTA Transfer from Prior FTIP		\$0		\$0		\$0		\$0	\$0
Other (See Appendix C)	\$0	\$0		\$0	\$405	\$405	\$0	\$0	\$405
<b>Federal Transit Total</b>	<b>\$23,383</b>	<b>\$23,383</b>	<b>\$21,894</b>	<b>\$21,964</b>	<b>\$23,288</b>	<b>\$38,714</b>	<b>\$62,568</b>	<b>\$80,093</b>	<b>\$164,154</b>
<b>Federal Highway</b>									
Congestion Mitigation and Air Quality (CMAQ) Improvement Program		\$0		\$0		\$0		\$0	\$0
Construction of Ferry Boats and Ferry Terminal Facilities (Ferry Boat Program)		\$0		\$0		\$0		\$0	\$0
Coordinated Border Infrastructure Program		\$0		\$0		\$0		\$0	\$0
Federal Lands Access Program		\$0		\$0		\$0		\$0	\$0
Federal Lands Transportation Program		\$0		\$0		\$0		\$0	\$0
GARVEE Bonds Debt Service Payments		\$0		\$0		\$0		\$0	\$0
Highway Infrastructure Program (HIP)	\$4,234	\$4,234	\$404	\$909	\$799	\$799		\$0	\$5,942
High Priority Projects (HPP) and Demo		\$0	\$312	\$312		\$0		\$0	\$312
Highway Safety Improvement Program (HSIP)	\$3,267	\$3,267	\$1,080	\$1,080	\$978	\$978		\$0	\$5,325
National Highway Freight Program (NHFP)		\$0		\$0		\$0		\$0	\$0
Nationally Significant Freight and Highway Projects (FASTLANE/INFRA Grants)		\$0		\$0		\$0		\$0	\$0
Railway-Highway Crossings Program		\$0		\$0		\$0		\$0	\$0
Recreational Trails Program		\$0		\$0		\$0		\$0	\$0
SAFETEA-LU Safe Routes to School (SRTS)		\$0		\$0		\$0		\$0	\$0
Surface Transportation Block Grant Program (STBGP/RSTP)		\$0		\$1,365		\$445		\$0	\$1,810
Other (see Appendix D)	\$1,100	\$1,100		\$0		\$0	\$17,718	\$17,718	\$18,818
<b>Federal Highway Total</b>	<b>\$8,601</b>	<b>\$8,601</b>	<b>\$1,796</b>	<b>\$3,666</b>	<b>\$1,777</b>	<b>\$2,222</b>	<b>\$17,718</b>	<b>\$17,718</b>	<b>\$32,207</b>
<b>Federal Rail</b>									
Other Federal Railroad Administration (see Appendix E)	\$0	\$0	\$0	\$0	\$0	\$0	\$0	\$0	\$0
<b>Federal Railroad Administration Total</b>	<b>\$0</b>	<b>\$0</b>	<b>\$0</b>	<b>\$0</b>	<b>\$0</b>	<b>\$0</b>	<b>\$0</b>	<b>\$0</b>	<b>\$0</b>
<b>Federal Total</b>	<b>\$31,984</b>	<b>\$31,984</b>	<b>\$23,690</b>	<b>\$25,630</b>	<b>\$25,065</b>	<b>\$40,936</b>	<b>\$80,286</b>	<b>\$97,811</b>	<b>\$196,361</b>
<b>Innovative Finance</b>									
TIFIA (Transportation Infrastructure Finance and Innovation Act)	\$8,449	\$8,449		\$0		\$0		\$0	\$8,449
Other (See Appendix F)	\$0	\$0	\$0	\$0	\$0	\$0	\$0	\$0	\$0
<b>Innovative Financing Total</b>	<b>\$8,449</b>	<b>\$8,449</b>	<b>\$0</b>	<b>\$0</b>	<b>\$0</b>	<b>\$0</b>	<b>\$0</b>	<b>\$0</b>	<b>\$8,449</b>
<b>PROGRAMMED TOTAL</b>	<b>\$348,509</b>	<b>\$347,319</b>	<b>\$511,108</b>	<b>\$512,989</b>	<b>\$325,346</b>	<b>\$368,827</b>	<b>\$286,455</b>	<b>\$317,328</b>	<b>\$1,547,653</b>



TABLE 3: REVENUE-PROGRAMMED

Association of Monterey Bay Area Governments  
 2021 Metropolitan Transportation Improvement Program  
 Amendment 9  
 (\$'s in 1,000)

Funding Source	FY 2021		FY 2022		FY 2023		FY 2024		CURRENT
	Amendment		Amendment		Amendment		Amendment		
	Prior No. 7	Current No. 9	Prior No. 7	Current No. 9	Prior No. 7	Current No. 9	Prior No. 7	Current No. 9	
<b>Local</b>									
<b>Local Total</b>	\$361,743	\$361,743	\$258,524	\$258,524	\$390,366	\$390,366	\$401,330	\$401,330	\$1,411,963
<b>Regional</b>									
Tolls	\$0	\$0	\$0	\$0	\$0	\$0	\$0	\$0	\$0
Bridge	\$0	\$0	\$0	\$0	\$0	\$0	\$0	\$0	\$0
Corridor	\$0	\$0	\$0	\$0	\$0	\$0	\$0	\$0	\$0
Regional Sales Tax	\$0	\$0	\$0	\$0	\$0	\$0	\$0	\$0	\$0
Other	\$0	\$0	\$0	\$0	\$0	\$0	\$0	\$0	\$0
<b>Regional Total</b>	\$0	\$0	\$0	\$0	\$0	\$0	\$0	\$0	\$0
<b>State</b>									
<i>State Highway Operations and Protection Program (SHOPP)</i>	\$0	\$0	\$0	\$0	\$0	\$0	\$0	\$0	\$0
SHOPP	\$0	\$0	\$0	\$0	\$0	\$0	\$0	\$0	\$0
SHOPP Prior	\$0	\$0	\$0	\$0	\$0	\$0	\$0	\$0	\$0
State Minor Program	\$0	\$0	\$0	\$0	\$0	\$0	\$0	\$0	\$0
<i>State Transportation Improvement Program (STIP)</i>	\$0	\$0	\$0	\$0	\$0	\$0	\$0	\$0	\$0
STIP	\$0	\$0	\$0	\$0	\$0	\$0	\$0	\$0	\$0
STIP Prior	\$0	\$0	\$0	\$0	\$0	\$0	\$0	\$0	\$0
<i>State Bond</i>	\$0	\$0	\$0	\$0	\$0	\$0	\$0	\$0	\$0
Proposition 1A (High Speed Passenger Train Bond Program)	\$0	\$0	\$0	\$0	\$0	\$0	\$0	\$0	\$0
Proposition 1B (Highway Safety, Traffic Reduction, Air Quality, and Port S	\$0	\$0	\$0	\$0	\$0	\$0	\$0	\$0	\$0
<i>Active Transportation Program</i>	\$0	\$0	\$0	\$0	\$0	\$0	\$0	\$0	\$0
<i>Highway Maintenance (HM) Program</i>	\$0	\$0	\$0	\$0	\$0	\$0	\$0	\$0	\$0
<i>Highway Bridge Program (HBP)</i>	\$0	\$0	\$0	\$0	\$0	\$0	\$0	\$0	\$0
<i>Road Repair and Accountability Act of 2017 (SB1)</i>	\$0	\$0	\$0	\$0	\$0	\$0	\$0	\$0	\$0
<i>Traffic Congestion Relief Program (TCRP)</i>	\$0	\$0	\$0	\$0	\$0	\$0	\$0	\$0	\$0
<i>State Transit Assistance (STA)(e.g., population/revenue based, Prop 4</i>	\$0	\$0	\$0	\$0	\$0	\$0	\$0	\$0	\$0
<i>Other</i>	\$0	\$0	\$0	\$0	\$0	\$0	\$0	\$0	\$0
<b>State Total</b>	\$0	\$0	\$0	\$0	\$0	\$0	\$0	\$0	\$0
<b>Federal Transit</b>									
5307 - Urbanized Area Formula Grants	\$0	\$0	\$0	\$0	\$0	\$0	\$0	\$0	\$0
5309 - Fixed Guideway Capital Investment Grants	\$0	\$0	\$0	\$0	\$0	\$0	\$0	\$0	\$0
5309b - New and Small Starts (Capital Investment Grants)	\$0	\$0	\$0	\$0	\$0	\$0	\$0	\$0	\$0
5309c- Bus and Bus Related Grants	\$0	\$0	\$0	\$0	\$0	\$0	\$0	\$0	\$0
5310 - Enhanced Mobility of Seniors and Individuals with Disabilities	\$0	\$0	\$0	\$0	\$0	\$0	\$0	\$0	\$0
5311 - Formula Grants for Rural Areas	\$0	\$0	\$0	\$0	\$0	\$0	\$0	\$0	\$0
5311f - Intercity Bus	\$0	\$0	\$0	\$0	\$0	\$0	\$0	\$0	\$0
5337 - State of Good Repair Grants	\$0	\$0	\$0	\$0	\$0	\$0	\$0	\$0	\$0
5339 - Bus and Bus Facilities Formula Grants	\$0	\$0	\$0	\$0	\$0	\$0	\$0	\$0	\$0
FTA Transfer from Prior FTIP	\$0	\$0	\$0	\$0	\$0	\$0	\$0	\$0	\$0
Other	\$0	\$0	\$0	\$0	\$0	\$0	\$0	\$0	\$0
<b>Federal Transit Total</b>	\$0	\$0	\$0	\$0	\$0	\$0	\$0	\$0	\$0
<b>Federal Highway</b>									
Congestion Mitigation and Air Quality (CMAQ) Improvement Program	\$0	\$0	\$0	\$0	\$0	\$0	\$0	\$0	\$0
Construction of Ferry Boats and Ferry Terminal Facilities (Ferry Boat Progr	\$0	\$0	\$0	\$0	\$0	\$0	\$0	\$0	\$0
Coordinated Border Infrastructure Program	\$0	\$0	\$0	\$0	\$0	\$0	\$0	\$0	\$0
Federal Lands Access Program	\$0	\$0	\$0	\$0	\$0	\$0	\$0	\$0	\$0
Federal Lands Transportation Program	\$0	\$0	\$0	\$0	\$0	\$0	\$0	\$0	\$0
GARVEE Bonds Debt Service Payments	\$0	\$0	\$0	\$0	\$0	\$0	\$0	\$0	\$0
Highway Infrastructure Program (HIP)	\$0	\$0	\$0	\$0	\$0	\$0	\$0	\$0	\$0
High Priority Projects (HPP) and Demo	\$0	\$0	\$0	\$0	\$0	\$0	\$0	\$0	\$0
Highway Safety Improvement Program (HSIP)	\$0	\$0	\$0	\$0	\$0	\$0	\$0	\$0	\$0
National Highway Freight Program (NHFP)	\$0	\$0	\$0	\$0	\$0	\$0	\$0	\$0	\$0
Nationally Significant Freight and Highway Projects (FASTLANE/INFRA Gran	\$0	\$0	\$0	\$0	\$0	\$0	\$0	\$0	\$0
Railway-Highway Crossings Program	\$0	\$0	\$0	\$0	\$0	\$0	\$0	\$0	\$0
Recreational Trails Program	\$0	\$0	\$0	\$0	\$0	\$0	\$0	\$0	\$0
SAFETEA-LU Safe Routes to School (SRTS)	\$0	\$0	\$0	\$0	\$0	\$0	\$0	\$0	\$0
Surface Transportation Block Grant Program (STBGP/RSTP)	\$6,132	\$6,132	\$10,408	\$10,408	\$10,404	\$10,404	\$10,401	\$10,401	\$37,345
Other	\$0	\$0	\$0	\$0	\$0	\$0	\$0	\$0	\$0
<b>Federal Highway Total</b>	\$6,132	\$6,132	\$10,408	\$10,408	\$10,404	\$10,404	\$10,401	\$10,401	\$37,345
<b>Federal Rail</b>									
Other Federal Railroad Administration	\$0	\$0	\$0	\$0	\$0	\$0	\$0	\$0	\$0
<i>Federal Railroad Administration Total</i>	\$0	\$0	\$0	\$0	\$0	\$0	\$0	\$0	\$0
<b>Federal Total</b>	\$6,132	\$6,132	\$10,408	\$10,408	\$10,404	\$10,404	\$10,401	\$10,401	\$37,345
<b>Innovative Finance</b>									
TIFIA (Transportation Infrastructure Finance and Innovation Act)	\$0	\$0	\$0	\$0	\$0	\$0	\$0	\$0	\$0
Other	\$0	\$0	\$0	\$0	\$0	\$0	\$0	\$0	\$0
<b>Innovative Financing Total</b>	\$0	\$0	\$0	\$0	\$0	\$0	\$0	\$0	\$0
<b>REVENUE - PROGRAM TOTAL</b>	\$367,875	\$367,875	\$268,932	\$268,932	\$400,770	\$400,770	\$411,730	\$411,730	\$1,449,307