



August 12, 2021

Mr. Muhaned Aljabiry, Office Chief
California Department of Transportation
Office of Federal Transportation
Management Program, MS82
P.O. Box 924874
Sacramento, CA 94274-0001

Attn.: Mr. Abhijit Bagde

Re: Formal Amendment No. 3 to the FFY 2020-21 to FFY 2023-24 Monterey Bay Metropolitan Transportation Improvement Program (MTIP)

Dear Mr. Aljabiry:

The AMBAG Board of Directors approved Formal Amendment No. 3 to the FFY 2020-21 to FFY 2023-24 Monterey Bay Metropolitan Transportation Improvement Program (MTIP) on August 11, 2021 by adopting Resolution No. 2021-6 (**Attachment 1**). Please initiate the state and federal approval process for Formal Amendment No. 3.

Formal Amendment No. 3 to the FFY 2020-21 to FFY 2023-24 MTIP updates one (1) project, as listed in **Attachment 2**, Summary of Changes. The project meets the general requirements for a project to be approved by the U.S. Department of Transportation as part of the MTIP:

1. Projects must be consistent with AMBAG's adopted Metropolitan Transportation Plan (MTP);
2. Projects must be financially constrained; and
3. Projects must satisfy public review requirements.

In accordance with the FAST Act, Formal Amendment No. 3 to the FFY 2020-21 to FFY 2023-24 MTIP is financially constrained to reasonably available resources and adequate public review opportunity was provided.


Projects included in Formal Amendment No. 3 to the FFY 2020-21 to FFY 2023-24 MTIP have been developed in accordance with all applicable transportation planning requirements per 23 CFR Part 450 and are expected to support the establishment and achievement of performance management targets.

The Monterey Bay region is designated as attainment for Federal air quality standards, therefore the changes proposed by this formal amendment are not subject to the requirement that an air quality conformity determination be made.

In addition to being available in CTIPS, programming pages for the projects included in Formal Amendment No. 3 to the FFY 2020-21 to FFY 2023-24 MTIP are also enclosed herewith for your reference (**Attachment 3**).

If you have any questions or comments, please contact Bhupendra Patel at (831) 264-5091 or bpatel@ambag.org.

Sincerely,



Maura F. Twomey
Executive Director

Attachments:

1. Attachment 1: Resolution No. 2021-6
2. Attachment 2: Summary of Changes
3. Attachment 3: Project Programming Pages

cc: (e-mail)

Patrick Pittenger, California Division, FHWA

Lucinda Eagle, FTA Region IX

Sherri Martin, SHOPP, LCO, and FTIP Coordinator, District 5

Debra Hale, Executive Director, TAMC

Guy Preston, Executive Director, SCCRTC

Mary Gilbert, Executive Director, SBtCOG

Alex Clifford, General Manager, METRO

Carl Sedoryk, General Manager, MST

**A RESOLUTION
OF THE BOARD OF DIRECTORS OF THE
ASSOCIATION OF MONTEREY BAY AREA GOVERNMENTS
ADOPTING FORMAL AMENDMENT NO. 3 TO THE MONTEREY BAY METROPOLITAN
TRANSPORTATION IMPROVEMENT PROGRAM (MTIP)
FFY 2020-21 to FFY 2023-24**

WHEREAS, the Association of Monterey Bay Area Governments has been designated by the Governor of the State of California as the Metropolitan Planning Organization (MPO) for the Monterey Bay area; and

WHEREAS, Title 23 Code of Federal Regulations, Part 450, and Title 49 Code of Federal Regulations, Part 613, require that in each urbanized area, as a condition to the receipt of Federal capital or operating assistance, the MPO carries out, in cooperation with State, local agencies and publicly owned operators of mass transportation services, a continuing, cooperative and comprehensive transportation planning process that results in plans and programs consistent with the comprehensively planned development of the urbanized area; and

WHEREAS, the Fixing America's Surface Transportation Act (FAST Act) calls for the development of at least a four-year Transportation Improvement Program (TIP), under direction of the MPO in cooperation with State and local officials, regional and local transit operators, and other affected transportation and regional planning and implementing agencies; and

WHEREAS, AMBAG has developed a four-year program of projects, consistent with AMBAG's *2040 Metropolitan Transportation Plan/Sustainable Communities Strategy*, the *2021 State Transportation Improvement Program*, the *2021 State Highway Operation and Protection Program*, and the area's Regional Transportation Improvement Programs and Short Range Transit Plans; and


WHEREAS, this document is financially constrained and prioritized by funding year, adding only those projects for which funding has been identified and committed in accordance with 23 CFR 450; and

WHEREAS, projects in Formal Amendment No. 3 satisfy the transportation conformity provisions of 40 CFR 93.122(g) and all applicable transportation planning requirements per 23 CFR Part 450 and are expected to support the establishment and achievement of performance management targets; and

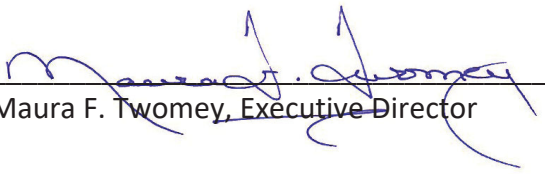
WHEREAS, consultation with cognizant agencies was undertaken and the MTIP was considered with adequate opportunity for public review and comment, in accordance with 23 CFR 450:

NOW, THEREFORE, BE IT RESOLVED that the Board of Directors of the Association of Monterey Bay Area Governments does hereby approve and authorize the submission of Formal Amendment No. 3 to the *Monterey Bay Metropolitan Transportation Improvement Program FFY 2020-21 to FY 2023-24* to the appropriate Federal and State agencies.

PASSED AND ADOPTED this 11th day of August 2021.



Steve McShane, President



Maura F. Twomey, Executive Director

Attachment 2
Summary of Changes

MTIP FFY 2020-21 to FFY 2023-24
Formal Amendment No. 3

Project Number	Project Name	Change	Prior \$ (\$1,000)	New \$ (\$1,000)	% Change
RTC24FSC	41st Avenue to Soquel Avenue Auxiliary Lanes	Update post mile information and project manager name and contact information. Move CON funds from FFY 2021/22 to FFY 2020/21: \$6,835K RIP, \$23,507K SB1 and \$1,640K HIP funds.	\$31,982	\$31,982	0%

Attachment 3: Project Programming Pages

MTIP FFY 2020-21 to FFY 2023-24

Formal Amendment 3

MPO ID: RTC24fSC

CTIPS ID: 101-0000-0428

TITLE: 41st Avenue to Soquel Avenue Auxiliary Lanes

DESCRIPTION: Near the city of Santa Cruz and Capitola on Highway 1, from 41st Avenue to Soquel Avenue. Construct auxiliary lanes bus-on-shoulder facility, and construct bicycle/pedestrian overcrossing near Chanticleer Avenue.

PM: 13.400 / 14.900

COUNTY: Santa Cruz County

SYSTEM: State Highway System

IMPLEMENTING AGENCY: Santa Cruz County Regional Transportation Commission

PRJ MGR: Heidi Borders

PHONE: (916) 995-4933

Dollars in Thousands

Fund Category: RIP

Fund Type: STIP Advance Construction

Funding Agency: Santa Cruz County Regional Transportation Commission

	PRIOR	20/21	21/22	22/23	23/24	FUTURE	TOTAL
PE	\$2,570	\$0	\$0	\$0	\$0	\$0	\$2,570
RW	\$750	\$0	\$0	\$0	\$0	\$0	\$750
CON	\$0	\$6,835	\$0	\$0	\$0	\$0	\$6,835
Total:	\$3,320	\$6,835	\$0	\$0	\$0	\$0	\$10,155

Fund Category: State SB1

Fund Type: Road Repair and Accountability Act of 2017

Funding Agency: Santa Cruz County Regional Transportation Commission

	PRIOR	20/21	21/22	22/23	23/24	FUTURE	TOTAL
PE	\$0	\$0	\$0	\$0	\$0	\$0	\$0
RW	\$0	\$0	\$0	\$0	\$0	\$0	\$0
CON	\$0	\$23,507	\$0	\$0	\$0	\$0	\$23,507
Total:	\$0	\$23,507	\$0	\$0	\$0	\$0	\$23,507

Fund Category: Local Funds

Fund Type: Measure D - 2016 Transportation Improvement Plan

Funding Agency: Santa Cruz County Regional Transportation Commission

	PRIOR	20/21	21/22	22/23	23/24	FUTURE	TOTAL
PE	\$1,050	\$0	\$0	\$0	\$0	\$0	\$1,050
RW	\$0	\$0	\$0	\$0	\$0	\$0	\$0
CON	\$0	\$0	\$0	\$0	\$0	\$0	\$0
Total:	\$1,050	\$0	\$0	\$0	\$0	\$0	\$1,050

Fund Category: Other Fed

Fund Type: Highway Infrastructure Program (HIP)

	PRIOR	20/21	21/22	22/23	23/24	FUTURE	TOTAL
PE	\$0	\$0	\$0	\$0	\$0	\$0	\$0
RW	\$0	\$0	\$0	\$0	\$0	\$0	\$0
CON	\$0	\$1,640	\$0	\$0	\$0	\$0	\$1,640
Total:	\$0	\$1,640	\$0	\$0	\$0	\$0	\$1,640

Project Total:

	PRIOR	20/21	21/22	22/23	23/24	FUTURE	TOTAL
PE	\$3,620	\$0	\$0	\$0	\$0	\$0	\$3,620
RW	\$750	\$0	\$0	\$0	\$0	\$0	\$750
CON	\$0	\$31,982	\$0	\$0	\$0	\$0	\$31,982
Total:	\$4,370	\$31,982	\$0	\$0	\$0	\$0	\$36,352

Adoption:

Comment: \$23,507K SB1-SCCP funds, CON in FFY 2021/22 approved by CTC on 12/2/2020.

TABLE 1: REVENUE

Association of Monterey Bay Area Governments
 2021 Metropolitan Transportation Improvement Program
 Amendment 3
 (\$'s in 1,000)

Funding Source	4 YEAR (FTIP Period)								TOTAL CURRENT
	FY 2021		FY 2022		FY 2023		FY 2024		
	Amendment Prior No. 2	Current No. 3	Amendment Prior No. 2	Current No. 3	Amendment Prior No. 2	Current No. 3	Amendment Prior No. 2	Current No. 3	
Local									
Sales Tax	\$93,529	\$93,529	\$95,166	\$95,166	\$96,831	\$96,831	\$98,526	\$98,526	\$384,053
City	\$2,792	\$2,792	\$2,840	\$2,840	\$2,890	\$2,890	\$2,941	\$2,941	\$11,463
County	\$90,738	\$90,738	\$92,326	\$92,326	\$93,941	\$93,941	\$95,585	\$95,585	\$372,590
Gas Tax	\$49,471	\$49,471	\$49,471	\$49,471	\$49,471	\$49,471	\$49,471	\$49,471	\$197,884
Gas Tax (Subventions to Cities)		\$0		\$0		\$0		\$0	\$0
Gas Tax (Subventions to Counties)	\$49,471	\$49,471	\$49,471	\$49,471	\$49,471	\$49,471	\$49,471	\$49,471	\$197,884
Other Local Funds	\$36,749	\$36,749	\$37,392	\$37,392	\$37,822	\$37,822	\$38,484	\$38,484	\$150,446
County General Funds	\$13,139	\$13,139	\$13,369	\$13,369	\$13,603	\$13,603	\$13,841	\$13,841	\$53,953
City General Funds		\$0		\$0		\$0		\$0	\$0
Street Taxes and Developer Fees	\$23,609	\$23,609	\$24,022	\$24,022	\$24,219	\$24,219	\$24,642	\$24,642	\$96,492
RSTP Exchange Funds		\$0		\$0		\$0		\$0	\$0
Transit	\$0	\$0	\$0	\$0	\$0	\$0	\$0	\$0	\$0
Transit Fares		\$0		\$0		\$0		\$0	\$0
Other (See Appendix 1)	\$310,726	\$310,726	\$291,266	\$291,266	\$300,822	\$300,822	\$305,590	\$305,590	\$1,208,404
Local Total	\$490,474	\$490,474	\$473,295	\$473,295	\$484,947	\$484,947	\$492,071	\$492,071	\$1,940,707
Regional									
Tolls	\$0	\$0	\$0	\$0	\$0	\$0	\$0	\$0	\$0
Bridge		\$0		\$0		\$0		\$0	\$0
Corridor		\$0		\$0		\$0		\$0	\$0
Regional Sales Tax		\$0		\$0		\$0		\$0	\$0
Other (See Appendix 2)	\$0	\$0	\$0	\$0	\$0	\$0	\$0	\$0	\$0
Regional Total	\$0	\$0	\$0	\$0	\$0	\$0	\$0	\$0	\$0
State									
State Highway Operations and Protection Program (SHOPP)	\$95,675	\$95,675	\$139,387	\$139,387	\$63,765	\$63,765	\$61,309	\$61,309	\$360,136
SHOPP	\$95,675	\$95,675	\$139,387	\$139,387	\$63,765	\$63,765	\$61,309	\$61,309	\$360,136
SHOPP Prior		\$0		\$0		\$0		\$0	\$0
State Minor Program		\$0		\$0		\$0		\$0	\$0
State Transportation Improvement Program (STIP)	\$85,025	\$91,860	\$44,417	\$37,582	\$23,532	\$23,532	\$0	\$0	\$152,974
STIP	\$85,025	\$91,860	\$44,417	\$37,582	\$23,532	\$23,532	\$0	\$0	\$152,974
STIP Prior		\$0		\$0		\$0		\$0	\$0
State Bond	\$0	\$0	\$420	\$420	\$0	\$0	\$0	\$0	\$420
Proposition 1A (High Speed Passenger Train Bond Program)		\$0		\$0		\$0		\$0	\$0
Proposition 1B (Highway Safety, Traffic Reduction, Air Quality, and Port Security Bond Act of 2006)		\$0		\$420		\$0		\$0	\$420
Active Transportation Program (ATP)	\$3,783	\$3,783	\$11,928	\$11,928	\$10,541	\$10,541	\$10,465	\$10,465	\$36,717
Highway Maintenance (HM) Program		\$0		\$0		\$0		\$0	\$0
Highway Bridge Program (HBP)	\$6,259	\$6,259	\$6,410	\$6,410			\$7,782	\$7,782	\$20,451
Road Repair and Accountability Act of 2017 (SB1)	\$21,677	\$45,184	\$31,594	\$8,087	\$76,753	\$76,753	\$926	\$926	\$130,950
Traffic Congestion Relief Program (TCRP)		\$0		\$0		\$0		\$0	\$0
State Transit Assistance (STA)(e.g., population/revenue based, Prop 42)		\$0		\$0		\$300		\$0	\$300
Other (See Appendix 3)	\$5,490	\$5,490	\$17,866	\$17,866	\$635	\$635	\$1,560	\$1,560	\$25,551
State Total	\$217,909	\$248,251	\$252,022	\$221,680	\$175,526	\$175,526	\$82,042	\$82,042	\$727,499
Federal Transit									
5307 - Urbanized Area Formula Grants	\$18,999	\$18,999	\$14,441	\$14,441	\$18,001	\$18,001	\$18,499	\$18,499	\$69,940
5309 - Fixed Guideway Capital Investment Grants		\$0		\$0		\$0	\$40,000	\$40,000	\$40,000
5309b - New and Small Starts (Capital Investment Grants)		\$0		\$0		\$0		\$0	\$0
5309c - Bus and Bus Related Grants		\$0		\$0		\$0		\$0	\$0
5310 - Enhanced Mobility of Seniors and Individuals with Disabilities		\$0		\$0		\$0		\$0	\$0
5311 - Formula Grants for Rural Areas	\$1,234	\$1,234	\$1,224	\$1,224	\$1,307	\$1,307	\$1,334	\$1,334	\$5,103
5311f - Intercity Bus	\$1,013	\$1,013	\$1,033	\$1,033	\$1,064	\$1,064	\$1,096	\$1,096	\$4,206
5337 - State of Good Repair Grants		\$0		\$0		\$1,000		\$0	\$1,000
5339 - Bus and Bus Facilities Formula Grants	\$2,137	\$2,137	\$5,850	\$5,850	\$1,511	\$1,511	\$1,639	\$1,639	\$11,137
FTA Transfer from Prior FTIP		\$0		\$0		\$0		\$0	\$0
Other (See Appendix 4)	\$0	\$0	\$0	\$0	\$0	\$0	\$0	\$0	\$0
Federal Transit Total	\$23,387	\$23,387	\$22,548	\$22,548	\$22,883	\$22,883	\$62,568	\$62,568	\$131,382
Federal Highway									
Congestion Mitigation and Air Quality (CMAQ) Improvement Program		\$0		\$0		\$0		\$0	\$0
Construction of Ferry Boats and Ferry Terminal Facilities (Ferry Boat Program)		\$0		\$0		\$0		\$0	\$0
Coordinated Border Infrastructure Program		\$0		\$0		\$0		\$0	\$0
Federal Lands Access Program		\$0		\$0		\$0		\$0	\$0
Federal Lands Transportation Program		\$0		\$0		\$0		\$0	\$0
GARVEE Bonds Debt Service Payments		\$0		\$0		\$0		\$0	\$0
Highway Infrastructure Program (HIP)	\$2,999	\$4,639	\$2,080	\$440			\$0	\$0	\$5,079
High Priority Projects (HPP) and Demo		\$0	\$312	\$312			\$0	\$0	\$312
Highway Safety Improvement Program (HSIP)	\$3,267	\$3,267	\$1,080	\$1,080	\$978	\$978	\$0	\$0	\$5,325
National Highway Freight Program (NHFP)		\$0		\$0		\$0		\$0	\$0
Nationally Significant Freight and Highway Projects (FASTLANE/INFRA Grants)		\$0		\$0		\$0		\$0	\$0
Railway-Highway Crossings Program		\$0		\$0		\$0		\$0	\$0
Recreational Trails Program		\$0		\$0		\$0		\$0	\$0
SAFETEA-LU Safe Routes to School (SRTS)		\$0		\$0		\$0		\$0	\$0
Surface Transportation Block Grant Program (STBGP/RSTP)	\$6,132	\$6,132	\$10,408	\$10,408	\$10,404	\$10,404	\$10,401	\$10,401	\$37,345
Other (see Appendix 5)	\$0	\$1,100	\$0	\$0	\$0	\$0	\$0	\$17,718	\$18,818
Federal Highway Total	\$13,498	\$15,138	\$13,880	\$12,240	\$11,382	\$11,382	\$28,119	\$28,119	\$66,879
Other Federal Railroad Administration (see Appendix 6)	\$0	\$0	\$0	\$0	\$0	\$0	\$0	\$0	\$0
Federal Railroad Administration Total	\$0	\$0	\$0	\$0	\$0	\$0	\$0	\$0	\$0
Federal Total	\$36,885	\$38,521	\$36,428	\$34,788	\$34,265	\$34,265	\$90,687	\$90,687	\$198,261
Innovative Financing									
TIFIA (Transportation Infrastructure Finance and Innovation Act)	\$8,449	\$8,449		\$0		\$0		\$0	\$8,449
Other (See Appendix 7)	\$0	\$0	\$0	\$0	\$0	\$0	\$0	\$0	\$0
Innovative Financing Total	\$8,449	\$8,449	\$0	\$0	\$0	\$0	\$0	\$0	\$8,449
REVENUE TOTAL	\$753,717	\$785,695	\$761,745	\$729,763	\$694,738	\$694,738	\$664,799	\$664,799	\$2,874,995

TABLE 2: PROGRAMMED

Association of Monterey Bay Area Governments
 2021 Metropolitan Transportation Improvement Program
 Amendment 3
 (\$'s in 1,000)

Funding Source	FY 2021		FY 2022		FY 2023		FY 2024		CURRENT
	Amendment		Amendment		Amendment		Amendment		
	Prior No. 2	Current No. 3	Prior No. 2	Current No. 3	Prior No. 2	Current No. 3	Prior No. 2	Current No. 3	
Local									
Local Total	\$128,731	\$128,731	\$214,771	\$214,771	\$94,581	\$94,581	\$90,741	\$90,741	\$528,824
Regional									
Tolls	\$0	\$0	\$0	\$0	\$0	\$0	\$0	\$0	\$0
Bridge		\$0		\$0		\$0		\$0	\$0
Corridor		\$0		\$0		\$0		\$0	\$0
Regional Sales Tax		\$0		\$0		\$0		\$0	\$0
Other (See Appendix A)	\$0	\$0	\$0	\$0	\$0	\$0	\$0	\$0	\$0
Regional Total	\$0	\$0	\$0	\$0	\$0	\$0	\$0	\$0	\$0
State									
<i>State Highway Operations and Protection Program (SHOPP)</i>	\$95,675	\$95,675	\$139,387	\$139,387	\$63,765	\$61,309	\$61,309	\$61,309	\$360,136
SHOPP	\$95,675	\$95,675	\$139,387	\$139,387	\$63,765	\$61,309	\$61,309	\$61,309	\$360,136
SHOPP Prior		\$0		\$0		\$0		\$0	\$0
State Minor Program		\$0		\$0		\$0		\$0	\$0
<i>State Transportation Improvement Program (STIP)</i>	\$62,863	\$69,698	\$44,417	\$37,582	\$23,532	\$23,532	\$0	\$0	\$130,812
STIP	\$62,863	\$69,698	\$44,417	\$37,582	\$23,532	\$23,532			\$130,812
STIP Prior		\$0		\$0		\$0		\$0	\$0
<i>State Bond</i>	\$0	\$0	\$420	\$420	\$0	\$0	\$0	\$0	\$420
Proposition 1A (High Speed Passenger Train Bond Program)		\$0		\$0		\$0		\$0	\$0
Proposition 1B (Highway Safety, Traffic Reduction, Air Quality, and Port Security Bond Act of 2006)		\$0	\$420	\$420		\$0		\$0	\$420
<i>Active Transportation Program</i>	\$3,783	\$3,783	\$11,928	\$11,928	\$10,541	\$10,541	\$10,465	\$10,465	\$36,717
<i>Highway Maintenance (HM) Program</i>		\$0		\$0		\$0		\$0	\$0
<i>Highway Bridge Program (HBP)</i>	\$6,259	\$6,259	\$6,410	\$6,410		\$0	\$7,782	\$7,782	\$20,451
<i>Road Repair and Accountability Act of 2017 (SB1)</i>	\$21,677	\$45,184	\$31,594	\$8,087	\$76,753	\$76,753	\$926	\$926	\$130,950
<i>Traffic Congestion Relief Program (TCRP)</i>		\$0		\$0		\$0		\$0	\$0
<i>State Transit Assistance (STA)(e.g., population/revenue based, Prop 42)</i>		\$0		\$0	\$300	\$300		\$0	\$300
<i>Other (See Appendix B)</i>	\$5,490	\$5,490	\$17,866	\$17,866	\$635	\$635	\$1,560	\$1,560	\$25,551
State Total	\$195,747	\$226,089	\$252,022	\$221,680	\$175,526	\$175,526	\$82,042	\$82,042	\$705,337
Federal Transit									
5307 - Urbanized Area Formula Grants	\$18,999	\$18,999	\$14,441	\$14,441	\$18,001	\$18,001	\$18,499	\$18,499	\$69,940
5309 - Fixed Guideway Capital Investment Grants		\$0		\$0		\$0	\$40,000	\$40,000	\$40,000
5309b - New and Small Starts (Capital Investment Grants)		\$0		\$0		\$0		\$0	\$0
5309c - Bus and Bus Related Grants		\$0		\$0		\$0		\$0	\$0
5310 - Enhanced Mobility of Seniors and Individuals with Disabilities		\$0		\$0		\$0		\$0	\$0
5311 - Formula Grants for Rural Areas	\$1,234	\$1,234	\$1,224	\$1,224	\$1,307	\$1,307	\$1,334	\$1,334	\$5,099
5311f - Intercity Bus	\$1,013	\$1,013	\$1,033	\$1,033	\$1,064	\$1,064	\$1,096	\$1,096	\$4,206
5337 - State of Good Repair Grants		\$0		\$0		\$1,000		\$0	\$1,000
5339 - Bus and Bus Facilities Formula Grants	\$2,137	\$2,137	\$5,850	\$5,850	\$1,511	\$1,511	\$1,639	\$1,639	\$11,137
FTA Transfer from Prior FTIP		\$0		\$0		\$0		\$0	\$0
Other (See Appendix C)	\$0	\$0	\$0	\$0	\$0	\$0	\$0	\$0	\$0
Federal Transit Total	\$23,383	\$23,383	\$22,548	\$22,548	\$22,883	\$22,883	\$62,568	\$62,568	\$131,382
Federal Highway									
Congestion Mitigation and Air Quality (CMAQ) Improvement Program		\$0		\$0		\$0		\$0	\$0
Construction of Ferry Boats and Ferry Terminal Facilities (Ferry Boat Program)		\$0		\$0		\$0		\$0	\$0
Coordinated Border Infrastructure Program		\$0		\$0		\$0		\$0	\$0
Federal Lands Access Program		\$0		\$0		\$0		\$0	\$0
Federal Lands Transportation Program		\$0		\$0		\$0		\$0	\$0
GARVEE Bonds Debt Service Payments		\$0		\$0		\$0		\$0	\$0
Highway Infrastructure Program (HIP)	\$2,999	\$4,639	\$2,080	\$440		\$0		\$0	\$5,079
High Priority Projects (HPP) and Demo		\$0	\$312	\$312		\$0		\$0	\$312
Highway Safety Improvement Program (HSIP)	\$3,267	\$3,267	\$1,080	\$1,080	\$978	\$978		\$0	\$5,325
National Highway Freight Program (NHFP)		\$0		\$0		\$0		\$0	\$0
Nationally Significant Freight and Highway Projects (FASTLANE/INFRA Grants)		\$0		\$0		\$0		\$0	\$0
Railway-Highway Crossings Program		\$0		\$0		\$0		\$0	\$0
Recreational Trails Program		\$0		\$0		\$0		\$0	\$0
SAFETEA-LU Safe Routes to School (SRTS)		\$0		\$0		\$0		\$0	\$0
Surface Transportation Block Grant Program (STBGP/RSTP)		\$0		\$0		\$0		\$0	\$0
Other (see Appendix D)	\$1,000	\$1,100	\$0	\$0	\$0	\$0	\$17,718	\$17,718	\$18,818
Federal Highway Total	\$7,366	\$9,006	\$3,472	\$1,832	\$978	\$978	\$17,718	\$17,718	\$29,534
Federal Rail									
Other Federal Railroad Administration (see Appendix E)	\$0	\$0	\$0	\$0	\$0	\$0	\$0	\$0	\$0
Federal Railroad Administration Total	\$0	\$0	\$0	\$0	\$0	\$0	\$0	\$0	\$0
Federal Total	\$30,749	\$32,389	\$26,020	\$24,380	\$23,861	\$23,861	\$80,286	\$80,286	\$160,916
Innovative Finance									
TIFIA (Transportation Infrastructure Finance and Innovation Act)	\$8,449	\$8,449		\$0		\$0		\$0	\$8,449
Other (See Appendix F)	\$0	\$0	\$0	\$0	\$0	\$0	\$0	\$0	\$0
Innovative Financing Total	\$8,449	\$8,449	\$0	\$0	\$0	\$0	\$0	\$0	\$8,449
PROGRAMMED TOTAL	\$363,676	\$395,658	\$492,813	\$460,831	\$293,968	\$293,968	\$253,069	\$253,069	\$1,403,526

TABLE 3: REVENUE-PROGRAMMED

Association of Monterey Bay Area Governments
 2021 Metropolitan Transportation Improvement Program
 Amendment 3
 (\$'s in 1,000)

Funding Source	FY 2021		FY 2022		FY 2023		FY 2024		CURRENT
	Amendment		Amendment		Amendment		Amendment		
	Prior No. 2	Current No. 3	Prior No. 2	Current No. 3	Prior No. 2	Current No. 3	Prior No. 2	Current No. 3	
Local									
Local Total	\$361,743	\$361,743	\$258,524	\$258,524	\$390,366	\$390,366	\$401,330	\$401,330	\$1,411,963
Regional									
Tolls	\$0	\$0	\$0	\$0	\$0	\$0	\$0	\$0	\$0
Bridge	\$0	\$0	\$0	\$0	\$0	\$0	\$0	\$0	\$0
Corridor	\$0	\$0	\$0	\$0	\$0	\$0	\$0	\$0	\$0
Regional Sales Tax	\$0	\$0	\$0	\$0	\$0	\$0	\$0	\$0	\$0
Other	\$0	\$0	\$0	\$0	\$0	\$0	\$0	\$0	\$0
Regional Total	\$0	\$0	\$0	\$0	\$0	\$0	\$0	\$0	\$0
State									
<i>State Highway Operations and Protection Program (SHOPP)</i>	\$0	\$0	\$0	\$0	\$0	\$0	\$0	\$0	\$0
SHOPP	\$0	\$0	\$0	\$0	\$0	\$0	\$0	\$0	\$0
SHOPP Prior	\$0	\$0	\$0	\$0	\$0	\$0	\$0	\$0	\$0
State Minor Program	\$0	\$0	\$0	\$0	\$0	\$0	\$0	\$0	\$0
<i>State Transportation Improvement Program (STIP)</i>	\$22,162	\$22,162	\$0	\$0	\$0	\$0	\$0	\$0	\$22,162
STIP	\$22,162	\$22,162	\$0	\$0	\$0	\$0	\$0	\$0	\$22,162
STIP Prior	\$0	\$0	\$0	\$0	\$0	\$0	\$0	\$0	\$0
<i>State Bond</i>	\$0	\$0	\$0	\$0	\$0	\$0	\$0	\$0	\$0
Proposition 1A (High Speed Passenger Train Bond Program)	\$0	\$0	\$0	\$0	\$0	\$0	\$0	\$0	\$0
Proposition 1B (Highway Safety, Traffic Reduction, Air Quality, and Port Security)	\$0	\$0	\$0	\$0	\$0	\$0	\$0	\$0	\$0
<i>Active Transportation Program</i>	\$0	\$0	\$0	\$0	\$0	\$0	\$0	\$0	\$0
<i>Highway Maintenance (HM) Program</i>	\$0	\$0	\$0	\$0	\$0	\$0	\$0	\$0	\$0
<i>Highway Bridge Program (HBP)</i>	\$0	\$0	\$0	\$0	\$0	\$0	\$0	\$0	\$0
<i>Road Repair and Accountability Act of 2017 (SB1)</i>	\$0	\$0	\$0	\$0	\$0	\$0	\$0	\$0	\$0
<i>Traffic Congestion Relief Program (TCRP)</i>	\$0	\$0	\$0	\$0	\$0	\$0	\$0	\$0	\$0
<i>State Transit Assistance (STA)(e.g., population/revenue based, Prop 55)</i>	\$0	\$0	\$0	\$0	\$0	\$0	\$0	\$0	\$0
Other	\$0	\$0	\$0	\$0	\$0	\$0	\$0	\$0	\$0
State Total	\$22,162	\$22,162	\$0	\$0	\$0	\$0	\$0	\$0	\$22,162
Federal Transit									
5307 - Urbanized Area Formula Grants	\$0	\$0	\$0	\$0	\$0	\$0	\$0	\$0	\$0
5309 - Fixed Guideway Capital Investment Grants	\$0	\$0	\$0	\$0	\$0	\$0	\$0	\$0	\$0
5309b - New and Small Starts (Capital Investment Grants)	\$0	\$0	\$0	\$0	\$0	\$0	\$0	\$0	\$0
5309c - Bus and Bus Related Grants	\$0	\$0	\$0	\$0	\$0	\$0	\$0	\$0	\$0
5310 - Enhanced Mobility of Seniors and Individuals with Disabilities	\$0	\$0	\$0	\$0	\$0	\$0	\$0	\$0	\$0
5311 - Formula Grants for Rural Areas	\$0	\$0	\$0	\$0	\$0	\$0	\$0	\$0	\$0
5311f - Intercity Bus	\$0	\$0	\$0	\$0	\$0	\$0	\$0	\$0	\$0
5337 - State of Good Repair Grants	\$0	\$0	\$0	\$0	\$0	\$0	\$0	\$0	\$0
5339 - Bus and Bus Facilities Formula Grants	\$0	\$0	\$0	\$0	\$0	\$0	\$0	\$0	\$0
FTA Transfer from Prior FTIP	\$0	\$0	\$0	\$0	\$0	\$0	\$0	\$0	\$0
Other	\$0	\$0	\$0	\$0	\$0	\$0	\$0	\$0	\$0
Federal Transit Total	\$0	\$0	\$0	\$0	\$0	\$0	\$0	\$0	\$0
Federal Highway									
Congestion Mitigation and Air Quality (CMAQ) Improvement Program	\$0	\$0	\$0	\$0	\$0	\$0	\$0	\$0	\$0
Construction of Ferry Boats and Ferry Terminal Facilities (Ferry Boat Program)	\$0	\$0	\$0	\$0	\$0	\$0	\$0	\$0	\$0
Coordinated Border Infrastructure Program	\$0	\$0	\$0	\$0	\$0	\$0	\$0	\$0	\$0
Federal Lands Access Program	\$0	\$0	\$0	\$0	\$0	\$0	\$0	\$0	\$0
Federal Lands Transportation Program	\$0	\$0	\$0	\$0	\$0	\$0	\$0	\$0	\$0
GARVEE Bonds Debt Service Payments	\$0	\$0	\$0	\$0	\$0	\$0	\$0	\$0	\$0
Highway Infrastructure Program (HIP)	\$0	\$0	\$0	\$0	\$0	\$0	\$0	\$0	\$0
High Priority Projects (HPP) and Demo	\$0	\$0	\$0	\$0	\$0	\$0	\$0	\$0	\$0
Highway Safety Improvement Program (HSIP)	\$0	\$0	\$0	\$0	\$0	\$0	\$0	\$0	\$0
National Highway Freight Program (NHFP)	\$0	\$0	\$0	\$0	\$0	\$0	\$0	\$0	\$0
Nationally Significant Freight and Highway Projects (FASTLANE/INFRA Grant)	\$0	\$0	\$0	\$0	\$0	\$0	\$0	\$0	\$0
Railway-Highway Crossings Program	\$0	\$0	\$0	\$0	\$0	\$0	\$0	\$0	\$0
Recreational Trails Program	\$0	\$0	\$0	\$0	\$0	\$0	\$0	\$0	\$0
SAFETEA-LU Safe Routes to School (SRTS)	\$0	\$0	\$0	\$0	\$0	\$0	\$0	\$0	\$0
Surface Transportation Block Grant Program (STBGP/RSTP)	\$6,132	\$6,132	\$10,408	\$10,408	\$10,404	\$10,404	\$10,401	\$10,401	\$37,345
Other	\$0	\$0	\$0	\$0	\$0	\$0	\$0	\$0	\$0
Federal Highway Total	\$6,132	\$6,132	\$10,408	\$10,408	\$10,404	\$10,404	\$10,401	\$10,401	\$37,345
Federal Rail									
Other Federal Railroad Administration	\$0	\$0	\$0	\$0	\$0	\$0	\$0	\$0	\$0
Federal Railroad Administration Total	\$0	\$0	\$0	\$0	\$0	\$0	\$0	\$0	\$0
Federal Total	\$6,132	\$6,132	\$10,408	\$10,408	\$10,404	\$10,404	\$10,401	\$10,401	\$37,345
Innovative Finance									
TIFIA (Transportation Infrastructure Finance and Innovation Act)	\$0	\$0	\$0	\$0	\$0	\$0	\$0	\$0	\$0
Other	\$0	\$0	\$0	\$0	\$0	\$0	\$0	\$0	\$0
Innovative Financing Total	\$0	\$0	\$0	\$0	\$0	\$0	\$0	\$0	\$0
REVENUE - PROGRAM TOTAL	\$390,037	\$390,037	\$268,932	\$268,932	\$400,770	\$400,770	\$411,730	\$411,730	\$1,471,469